

Summer 2: Seasides and Coasts

Key books this term



Katie Morag's Island Stories

Key Vocabulary:

Jetty - A jetty is a long path made of rocks or wood that goes out into the water.


People can walk on it to fish, watch boats, or enjoy the sea.

Exasperated - Exasperated means very annoyed, frustrated, or fed up because something keeps happening or is difficult to deal with.

Trundling - Trundling means moving slowly and heavily, often with a rolling sound.

Key Questions?

- Why did Katie have to deliver the mail?
- What does exasperated mean?
- Why were her parents 'bad-tempered' all the time.
- Did Grannie Island really think that Katie Morag was good at sorting things out?



The littlest lighthouse keeper

Key Vocabulary:

Lighthouse – a tower containing a beacon light used to warn/guide ships.


Scampered – run with quick, light steps.

Trembling – shaking or quivering.

Bay – inlet of sea where the land curves inwards.

Key Questions?

- What is a lighthouse?
- What does a lighthouse keeper do?
- Why is a lighthouse keeper's job important?
- How do lighthouses keep ships and boats safe?
- Would you like to be a lighthouse keeper?



Under the waves

Key Vocabulary:

Colonies – groups of living things that live together in the same place.

Coral reef – structure built by a large group of coral with chalky skeletons.


Corals are small, sea anemone-like animals.

Currents – flow of ocean water.

Gills – parts of a fish's body through which it breathes.

Key Questions?

- What animals live in the coral reef?
- Are all sharks dangerous?
- What is your favourite fish in the ocean? Why?
- What is a current?
- Where is your favourite place in the book?
- What is unique about a sargassum fish?
- What happens when ocean currents collide?



The Lighthouse Keeper's Lunch

Key Vocabulary:

Perched - Perched means sitting or resting on something high up, usually in a balanced way.

Appetising - Appetising means looking or smelling so good that it makes you want to eat it.

Scavenging - Scavenging means searching for food or useful things that have been left behind or thrown away.

Devoured - Devoured means ate something very quickly and eagerly.

Key Questions?

- Why was Mr Grinling unhappy?
- Why did the seagulls want the lunch?
- How do you think Mrs Grinling felt when the lunches were stolen?
- Why was it important for Mr Grinling to have his lunch?



Geography

Children will use maps to identify coastal, landlocked and upland landscapes. Children will learn the geographical features of coastal landscapes and compare and contrast these to the geographical features in our local area. Children will use this knowledge to create their own maps using symbols and keys. We will also be recapping the 4 countries of the United Kingdom.

Science

This half term will be about putting our investigative skills to the test when we go in search of the best material to make a lens in a pair of sunglasses. We will be looking at different materials and their properties and putting them to the test. It's going to be fun!



Mathematics

Statistics

Children will be comparing tally charts and tables to analyse data. They will be collecting their own data and creating block graphs and pictograms.

Journey to school	Tally	Total
walk		7
cycle		2
bus		4
car		6


Time

Children will learn to tell the time to 5 minute intervals. They will learn how many minutes are in an hour and how many hours are in a day.



Follow the instructions to draw Kim's way home.

- Go forwards 1 square.
- Turn left.
- Go forwards 2 squares.
- Make a quarter turn clockwise.
- Go forwards 2 squares.



Position and Direction

Children will be using positional language (left, right, forwards, backwards) and will be describing turns. This is a very practical and fun unit that you can practise at home!

History

The children will be learning about the life of Grace Darling and the significant part she played in the rescuing of survivors from a wrecked merchant ship in 1838. We will also be focusing on how visits to the seaside have changed over time.



RE

What makes some places special to believers?

The children will learn about mosques, churches and synagogues. They will learn about why these are important to believers and about similarities between them.

Computing

Learners will be introduced to on-screen programming through ScratchJr. Learners will explore the way a project looks by investigating sprites and backgrounds. They will use programming blocks to use, modify, and create programs. Learners will also be introduced to the early stages of program design through the introduction of algorithms.

Music

The children will be learning and performing a range of songs. You will be able to hear some of these during the Y2 Leavers assembly!

English

Handwriting

We will continue practising letter formation and the positioning of letters using our handwriting lines. This will include letter joins. It is important that the children form their letters correctly as this can be the difference between working towards the expected standard or working at the expected standard at the end of the year.

Persuasive Writing

This half term will see the children practising their persuasive writing skills, using their own experiences to convince.

We will continue to focus on spelling, punctuation and grammar, including speech marks and apostrophes.

We will also look at poetry. The children will read and analyse poems about the seaside.


Spellings

Spellings will continue to be sent home each Friday. It is important that the children practise these and spell them correctly in their independent writing.

Reading

We continue to work on reading with fluency, pace and accuracy now the children are becoming less reliant on decoding through phonics. Our daily reading sessions introduces new vocabulary and works on the children's comprehension skills.

RSHE



Jigsaw

We follow a scheme called Jigsaw to focus on PSHE and RSHE in KS1. This term we will be focusing on change. We will be discussing the life cycle and how our bodies can change, as well as learning how to cope with changes and moving forwards.

Art

Children will be inspired by Van Gogh 'Boats on the Sea at Saintes Maries-de-la-Mer' to create their own line drawings building on the skills they have learnt throughout their time in KS1.



PE

Indoor PE will focus on fitness and target games. In outdoor PE the children will be taking part in a range of athletic events and games.



Year 2 Progression Map

	WEEK 1	WEEK 2	WEEK 3	WEEK 4	WEEK 5	WEEK 6	WEEK 7	WEEK 8	WEEK 9	WEEK 10	WEEK 11	WEEK 12
TERM 1	dge g	c kn	gn wr	le el il	al homophone	Vowel suffix (drop e rule) Vowel suffix (double rule)	Vowel suffix (Y to i rule)	y al (or)	o (u) ey	after W-a after W-or	after W-ar S (zsh)	ti i
	great break steak find mind, kind behind	wild, child climb old, gold hold cold told	would could should door floor poor	any many pretty move prove improve	most both only every everybody	even people whole clothes thought	busy money hour Christmas	grass class pass past fast last	bath path father plant half	after again sure sugar	water parents beautiful	eye who Mr Mrs
	YEAR 2 CEWs											
TERM 2	Consonant suffixes Contractions	Possessive Apostrophe	REVIEW dge Adding suffix	REVIEW g Adding suffix	REVIEW c Adding suffix	REVIEW kn Adding suffix	REVIEW gn Adding suffix	REVIEW wr Adding suffix	REVIEW le Adding suffix	REVIEW el il al Adding suffix	REVIEW y Adding suffix	REVIEW al (or) Adding suffix
	Year 2 CEW REVIEW	Year 1&2 CEW REVIEW	find, great kind, steak, mind break, behind	wild, child, climb, old, gold, hold told, cold	would, door floor, could poor, should	any, move prove, many improve, pretty	most, both only, every everybody	even, people, clothes whole	busy, hour Christmas money	grass, class pass, past fast, last	bath, path father, plant half	after, sure again, sugar
	YEAR 2 CEWs 200 HFWs											
TERM 3	REVIEW o (u) Adding suffix	REVIEW ey Adding suffix	REVIEW W-a Adding suffix	REVIEW W-or Adding suffix	REVIEW W-ar Adding suffix	REVIEW S (zsh) Adding suffix	REVIEW ti Adding suffix	REVIEW i Adding suffix	Homophone Vowel suffix (drop e rule)	Vowel suffix (double rule) Vowel suffix (Y to i rule)	Consonant suffixes Contractions	Possessive Apostrophes CEWs
	water parents beautiful	Mr, Mrs who eye	thought laughed magic, animals I've, I'll two	where once only baby floppy, every suddenly great	any many these small, bear boat home clothes	because everyone town how through eyes, boy again	gone horse which pulled fly, why cried, find giant narrator	different lived grandad morning, rabbit that's, things king, across along	great, break steak, every even, busy many everybody pretty, people any, money	find, mind kind, behind wild, child climb, both most, old, gold told, cold, hold whole, clothes only	beautiful move prove improve who half	would, could, should door, poor, floor Christmas, sure water, Mr, Mrs sugar, eye, parent pass, class, grass bath, last, fast plant, after, again
	YEAR 2 CEWs 200 HFWs											