



Stocksbridge Nursery Infant School

Pot House Lane, Stocksbridge, Sheffield, S36 1EJ. Tel: 0114 2883109

E-mail: enquiries@stocksbridge-nur.sheffield.sch.uk

Website: <https://www.stocksbridgenurseryinfants.co.uk/>

Newsletter: newsletter@stocksbridge-nur.sheffield.sch.uk

Facebook: <https://www.facebook.com/profile.php?id=61557721150857>

What's happening in school next week?

- Mrs Bailey is teaching Class 7 on Monday morning and Class 8 on Monday afternoon.
- Miss Crofts is supporting Class 7 on Monday, Tuesday and Wednesday next week and Mrs Parsons on Thursday and Friday.
- Golden Star assembly for parents of nominated children in Classes 1,2,3 & 5 on Monday, 8.45am.
- Monday – Street Dancing Club and Y2 Reading Club – 3.00-4.00pm.
- Mrs Bailey is teaching Class 1 on Tuesday morning and Class 2 on Tuesday afternoon.
- Golden Star Assembly for parents of nominated children in The Orchard, Classes 7,8 & Nursery.
- Tuesday is Safer Internet Day. We teach online safety each week but we will share a special story with the children on Tuesday.
- PINS SEND meeting 10-12pm – all welcome.
- Tuesday – Multisports Club – 3.00-4.00pm.
- **It's Class Photograph Day on Wednesday 12th February. Please can all the children come in school uniform today.**
- Mrs Taylor is teaching Nursery on Wednesday.
- Football Club on Wednesday – 3.00-4.00pm
- Mrs Bailey is teaching Class 3 on Thursday morning and The Orchard on Thursday afternoon.
- Y2 children and The Orchard have drumming on Thursday afternoon.
- Gymnastics Club on Thursday – 3.00-4.00pm
- Friday 14th February is a non-uniform day in exchange for a £2 donation to the school fund via Parent Pay or in cash on the day. There will also be a Valentine themed desert with school lunch.
- Friday – Arts and Craft and Ball Skills Clubs – 3.00-4.00pm
- We break for half term on Friday 14th February. School reopens on Monday 24th February.
-

Attendance

Our target is 96%. This week's attendance is 94.5%

Class 1: 99%

Class 2: 94%

Class 3: 96%

The Orchard: 92%

Class 5: 94%

Class 7: 95%

Class 8: 87%

Well done Class 1

Punctuality

Our doors open at 8.20am and learning starts at 8.30am. Our Phonics teaching begins at 9.00am each day. Here's the number of children late this week.

Monday: 9

Tuesday: 6

Wednesday: 11

Thursday: 5

Friday: 7

Total: 38

It's getting better. Wouldn't it be wonderful if one week the total was less than 10!

Looking ahead to the w.b. 24th February 2025.

- The assembly theme will be “Special Days” (St David's Day)
- Mrs Bailey is teaching Class 7 on Monday morning and Class 8 on Monday afternoon.
- Mrs Townsend is available to show parents around school 9.30-10.30 on Monday.
- Bags to school will be sent home, to be filled and returned Wednesday morning.
- Monday – Street Dancing Club and Y2 Reading Club – 3.00-4.00pm.
- Mrs Bailey is teaching Class 1 on Tuesday morning and Class 2 on Tuesday afternoon.
- Tuesday is Safer Internet Day.
- Tuesday – Multisports Club – 3.00-4.00pm.
- **Bags to School will be collected on Wednesday 26th February.**
- Mrs Taylor is teaching Nursery on Wednesday.
- Football Club on Wednesday – 3.00-4.00pm
- Mrs Bailey is teaching The Orchard on Thursday morning and Class 3 on Thursday afternoon.
- Y2 children and The Orchard have drumming on Thursday afternoon.
- Gymnastics Club on Thursday – 3.00-4.00pm
- Mid-Year reports will be sent home on Friday 28th February.
- Friday – Arts and Craft and Ball Skills Clubs – 3.00-4.00pm

After school clubs – week commencing 24th February 2025

Our after-school clubs for next half term **will be available to book via ParentPay after school on Friday 7th February**. Our club offer remains the same as this half term apart from Book Club, which will be open to Year 1 children next half term. It will then be offered to Reception children after the Easter holidays:

Mondays – Street Dance/Cheerleading Club 3:00-4:00pm **AND** Y1 Book Club – 3:00-4:00pm

Tuesdays - Multisports Club – 3.00-4.00pm

Wednesdays – Football Club – 3.00-4.00pm

Thursdays – Gymnastics – 3.00-4.00pm

Fridays – Arts & Crafts Club 3:00-4:00pm **AND** Ball Skills – 3.00-4:00pm

Spaces are limited and offered on a first come first served basis. If you have any problems accessing ParentPay please contact the school office by phoning 0114 2883109, emailing enquiries@stocksbridge-nur.sheffield.sch.uk or calling in to the office anytime 8am-4pm Mon to Fri.

Parents Evening

Bookings for Parents Evening will be open on ESchools from 6pm on Sunday 9th February 2025.

Tweak of the Week: All playground toys tidied away into the trolley at the end of playtime and lunchtime – not left in the bushes, on the paths, on the banking. It's driving Mrs T nuts!

School Menu Autumn/Winter 2024 (All school including Nursery)

Week 2	Monday	Tuesday	Wednesday	Thursday	Friday
Main course	Potato, spinach & cheese toasted wrap with homemade salsa	Pork sausage with mashed potatoes and gravy	Roast chicken with gravy, Yorkshire pudding and roast potatoes	Garlic & tomato chicken pasta spirals	Fish fingers & chips
Vegetarian main course	Cheese & tomato pizza with tomato pasta salad	Cauliflower, sweet potato and chickpea curry with mixed rice	Quorn grill with gravy, Yorkshire pudding and roast potatoes	Garlic & tomato vegetable spirals	Cheese & onion pastry roll & chips
Jacket potato and filling	Jacket potato with cheese or baked beans	Jacket potato with cheese, baked beans or tuna mayo	Jacket potato with cheese, baked beans or tuna mayo	Jacket potato with cheese, baked beans or tuna mayo	Jacket potato with cheese, baked beans or tuna mayo
Sandwich option	Ham	Ham	Ham	Ham	Ham
	Tuna mayo	Tuna mayo	Tuna mayo	Tuna mayo	Tuna mayo
	Cheese	Cheese	Cheese	Cheese	Cheese
Vegetables	Baked beans, garden peas	Broccoli, cauliflower & carrots	Broccoli, cauliflower, carrots & sweetcorn	Broccoli, cauliflower & carrots	Baked beans, garden peas
Dessert	Oat & raisin cookie & custard	Iced carrot cake & orange slices	Chocolate shortbread pinwheels with chocolate sauce	Toffee cream tart	Chocolate oat slice & custard

Yoghurt and fruit are also available each day as an alternative to dessert along with a selection of breads, salads and fresh drinking water.

Snacks


Please can we remind parents that if they are giving their child grapes for their snack at school, that they need to be sliced in half, length ways. Thank you.

Stocksbridge Nursery Infant School - Healthy Snack List

					
Fresh fruit	Fresh vegetables	Dried Fruit	Hard cheese	Cream crackers	Unaccompanied breadsticks


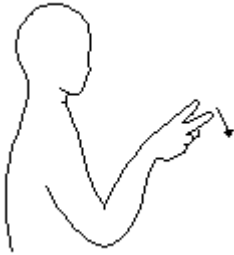
Supporting Maths at Home

Choose a colour. See how many things you can find in the house of that colour. Record your findings on a bar chart. Remember to tally.



Makaton – Signs of the Week

Here's this week's signs of the week.

	
help	again
See it being signed here .	
To Help	"Again" Makaton Sign Language (UK)

Tweak of the Week: All playground toys tidied away into the trolley at the end of playtime and lunchtime – not left in the bushes, on the paths, on the banking. It's driving Mrs T nuts!

10 Top Tips for Parents and Educators SUPPORTING CHILDREN TO DEVELOP EMOTIONAL LITERACY

Emotional literacy refers to the ability to recognise, understand and express our feelings effectively. It plays a crucial role in strengthening a child's wellbeing by enhancing their relationships and resilience. However, emotional literacy is not necessarily an innate talent, and its development may present challenges. This guide gives parents and educators practical tips on supporting children to cultivate this essential skill.

1 NAME THE EMOTION

Encourage children to identify and name their emotions. This helps them understand what they're feeling and why. Use simple language and relatable examples to make it easier for them to share their emotions. This builds a foundation for emotional understanding and open communication.

2 MODEL EMOTIONAL EXPRESSION

Demonstrate healthy emotional expression by sharing your feelings visibly. When children see adults properly displaying how they're doing and what they're thinking, they learn to do the same. Discuss how you handle emotions in different circumstances, providing a real-life framework for young ones to follow.

3 MINDFULNESS ACTIVITIES

Teach children mindfulness practices to help them stay present and manage their emotions during more challenging moments. Activities like deep breathing, meditation or yoga can reduce stress and enhance emotional regulation. Regular practice can improve focus and emotional stability, which can significantly help children both as they're growing up and throughout their adult life.

4 USE STORYTELLING

Incorporate storytelling to help children understand emotions. Stories can offer relevant scenarios illustrating how the characters experience and manage their feelings. Discuss the emotions depicted in stories and ask children how they might feel in similar situations.

5 PRACTISE EMPATHY

Teach children to consider others' views and emotions – and to explore why they might think or feel this way. Role-playing and discussing various scenarios can enhance their ability to empathise. Understanding others' emotions helps children to develop compassion and improves their social interactions.

6 ENCOURAGE JOURNALING

Suggest keeping a journal to make note of thoughts and emotions, as writing can provide an outlet for self-reflection and emotional processing. Encourage children to write about their daily experiences and feelings, helping them gain insight into their emotional world. Do this alongside them, so they can see and experience how to do it effectively.

7 TEACH PROBLEM-SOLVING

Do what you can to help children develop problem-solving skills to assist in managing emotional challenges. Discuss potential solutions to emotional conflicts and encourage them to think critically about what they (and others) can do to process their feelings in a healthy way. This empowers children to handle emotions positively and build resilience.

8 CREATE A SAFE SPACE

Establish an environment where children feel safe to display their emotions without judgement. Encourage open exchanges and reassure them that all feelings are valid. This supportive atmosphere promotes trust and encourages children to express themselves with confidence.

9 USE VISUAL AIDS

Take advantage of visual aids like emotion charts or mood meters to help children identify and express their feelings. Use these tools regularly in your interactions. They provide a visual representation of emotions, making it easier for children to communicate their emotional state.

10 CELEBRATE EMOTIONAL GROWTH

Acknowledge and celebrate progress in emotional literacy, and praise children for expressing their emotions and handling them effectively. Positive reinforcement is a useful tool that will encourage continued growth and reinforce the importance of emotional literacy – encouraging young people to maintain the good habits and healthy behaviours that you've taught them.

Meet Our Expert

Adam Gillett is Associate Vice-Principal for Personal Development at Penistone Grammar School and works on secondment one day a week for Minds Ahead, an organisation that supports schools in improving their mental health provision.



**WakeUp
Wednesday**

**The
National
College**

@wake_up_weds

/www.thenationalcollege

@wake.up.wednesday

@wake.up.weds

Users of this guide do so at their own discretion. No liability is entered into. Current as of the date of release: 23.01.2025

Word of the Week



sphinx



Meaning

- A creature with the head of a body, the body of a lion and the wings of a bird – a falcon!



Challenge

Make up a creature of your own. Draw it. Give it a name and put it on Seesaw so we can see on Friday.

CELEBRATING WORDS

Tweak of the Week: All playground toys tidied away into the trolley at the end of playtime and lunchtime – not left in the bushes, on the paths, on the banking. It's driving Mrs T nuts!



This week's praise board



- Oliver Staniforth blew us away with his knowledge about Samurai and could use all of the correct terminology.
- Milo Bond for his little chats with Mrs Veale.
- Carter Murphy for his new-found interest in classical music. He is Beethoven's biggest fan!
- Eira Slack for looking after her friends in PE and making sure they don't get tripped up.
- Evie Foster used impeccable manners when she asked Mrs Turner to help her!
- Amazing vocabulary knowledge from the whole of Class 3 this week. They have blown Mrs Bailey away with their comprehension and putting tricky words into sentences.
- Teddy Eady is an all-round superstar, a kind friend and a hard-working pupil.
- Ella-Jo Brown is an amazing watercolour artist, she listened and produced a fantastic 'Van Gogh' landscape - well done!
- Mrs Hernshaw is very grateful to Oscar Bradley for all his help this week.
- Darcie Simmons for being kind and helpful and supporting another child when they were feeling sad.
- George Barrott-Young was an amazing friend this week. His friend hurt their ear. George hugged him saying 'It's ok' and then said 'He stopped crying'. Thank you, George.
- George AGAIN for a fantastic group time!
- Guy Gilbert for brilliant listening to adults!
- Mrs Turner for her happy corridor dancing.
- Lyssie and Shanelle for using their fantastic knowledge during carpet time this week.
- Tilly Hall for just being a wonderful friend
- Our lovely reading volunteer, Dawn, was super impressed with Logan Barden's reading this week!
- Hope Barnes has wowed us with her reading this week and has now moved onto yellow books. Keep it up Hope!!
- Mr Barker and Mrs Moore for always finding laughter, even in a busy week, from Mrs H
- George Gibson did some wonderful talking about pouring and where the water ended on the water run outside. Super.
- Dakota Rodgers and Olive Reed have done lots of writing in provision all on their own. Great job girls.
- Carter Bowskill has created some great artwork this week.
- Lucas Smith has tried really hard with his handwriting. It is very neat.
- Coby Grocock donated some beautiful books and jigsaws to Nursery that he is just too big for now. When the Nursery staff went to thank him, he had the most perfectly polite manners: 'You're very welcome, I hope your kids enjoy them.'
- When Oleander had lost his coat, he found a teacher to help him look and she was more than willing because, even though he didn't know her very well, he used some beautiful manners to ask for assistance.
- Freddie Jackson gave a fantastic definition of the word 'journey' during our shared reading session on Tuesday- fantastic!
- Marvellous music from Harry Brown, Harry Ward, Ori Carr, Isaac Oates and Teddy Black! They could demonstrate quiet and loud beats using a drum.
- Wow wow wow! Such confidence from Pippa Housley and Hugo Cain- Allen during phonics this week.
- Faolan O'Brien we love seeing your beautiful, big smile when you walk into to school- keep it up!
- Ezrah Stead and mummy. Thank you very much for the colourful buns and biscuits on Thursday. They were yummy and made all the grown-ups smile!
- Cohen Brookfield for great listening. We really appreciate it Cohen, thank you!





This week's praise board



- Evie Foster, Sophie Meaney, Poppy Dodd, McKenna Somerfield, Scarlett Milnes, Eira Slack, Rory Harkness, Viktor Irving, Ellis Williams, Jaxon Thistlewood, Oliver Staniforth and Junior Gould-Clegg for the wonderful chat they had with our visitor this week. She had things she wanted to ask but they had things they wanted to tell her - about the Titanic and the sister ships, about visiting Alpine Lodge and picking up litter. I think she gave up in the end and went with their topics of conversation. She said she knew a lot more about the Titanic by the end
- Treven Saif is the Pop-Up Pirate Captain - waiting his turn, helping others, counting his swords and being a great sport.
- Myles Morton is always polite and waits his turn.
- Teddy Bailey was a wonderful sailor on Mrs Taylor's boat.
- Eladia Anderson tested out lots of different objects to find the best bubble wand



The children's out of school achievements this week. Keep them coming. What they do and learn out of school is as important as what they do here.



This lovely little girl has achieved her first swimming certificate! Well done you!



Learning to read is hard work for most. This lovely girl has stuck at it. She has practised lots in school and at home and she has 'got it'. She now has the reading book and learning going forward will be easier and more rewarding. Well done for your tenacity and perseverance.

Tweak of the Week: All playground toys tidied away into the trolley at the end of playtime and lunchtime – not left in the bushes, on the paths, on the banking. It's driving Mrs T nuts!

Mrs Townsend's Pupils of the Week

Sophia Rattigan. Sophia's confidence grows and grows. She pops in often and I love our little chats and the fun we have. Sophia tries hard in everything she does, always keeps our Golden Rules and is a trusted, kind and loyal friend.

Nursery News

It's been another action-packed week up in Nursery where we have enjoyed bubbles, boats and building.


Often parents seem surprised by the amount of 'fiddly finger' work that we do. It is absolutely crucial. Children's hands are not properly developed at this stage of their lives. We need to do as much as we can to strengthen up those fingers, wrists and hands ready for writing. So, it's not just cutting, threading, spraying, play dough etc, it's a finger workout too!

Star of the Week

Effie Hanson has been 'on fire' this week. She has answered questions thoughtfully, sensibly and articulately and been a super sensible role model for others. Keep up the great work Effie!

Our lost property rail in school is bulging. Please come and have a look to see if any of it belongs to you.

You can ask at the school office to look in lost property any time Mon to Fri 8am to 4pm



Crossing Patrol w/c/10th February 2025

Normal service should be returning next week with Richard on patrol at the start and end of school every day. Welcome back Richard! It's lovely to have you with us again.



Scarlet Fever

We have had two confirmed case of scarlet fever in school this week.

Scarlet fever is usually a mild illness but it is highly infectious. It is very common in young children. It is important that children with scarlet fever are seen by their GP so that they can be started on antibiotics. This is not only to reduce the chance of their infection becoming more severe but also to stop them spreading the infection to others, especially people at higher risk of severe infections such as the elderly and those with weakened immune systems.

Children are no longer contagious 24 hours after starting their antibiotic medication and can come back to school if they feel well enough to do so.

The rash of scarlet fever often begins with small spots on the body that then spread to the neck, arms and legs over the next 1-2 days. It is often 'sand-paper' like to touch but is not itchy. Your child may also have a:

- Sore throat/tonsillitis
- Fever (temperature of 38°C (100.4°F) or above)
- Painful, swollen glands in the neck
- A red tongue (strawberry tongue)

Here is what to look out for:



If your child has a runny nose, cough or diarrhoea, they are extremely unlikely to have scarlet fever.

More information is available here:

[Strep A and Scarlet Fever :: Healthier Together](#)

[Scarlet fever - NHS](#)

Tweak of the Week: All playground toys tidied away into the trolley at the end of playtime and lunchtime – not left in the bushes, on the paths, on the banking. It's driving Mrs T nuts!

COMPETITION TIME!

Are you a budding reporter or fantastic photographer?

We want to make a short film about active travel and clean air in Sheffield and we need **YOU** to be the **STARS**

How to enter:

Send a 1 minute video clip or a selection of photos showing how much you:

- ♥ **love** Active Travel,
- ♥ **love** your bike or scooter
- ♥ **love** Clean Air,
- ♥ **love** your School Street,
- ♥ **love** being an Eco Champion/JRSO
- ♥ **love** the things your school has been doing to promote Active Travel and Clean Air—tell us about them!



Why take part?

Winning schools will help us make the film and interview special guests

WIN a very special assembly visit from our VIP Clean Air Warrior!

All entries will be included in our social media campaign **#wecareforourair**

Closing date: Friday 14th February

Email entries to: SheffieldSTARS@pwlcpjprojects

WhatsApp your entries to: 077655 12824



Get ready for Photography Day on

Wednesday 12/02/2025
at Stocksbridge Nursery and Infant School

Look out for the order form
coming home with your child



www.schoolphotographs.co.uk



SEND PARENT GROUP MEETING



Does your child attend Stocksbridge Nursery Infants School or
Stocksbridge Junior School?

Join our parent group meeting
on
Tuesday 11th February at 10am
at Stocksbridge Nursery Infants School



All parents welcome
Come and find out more
Chat to other parents
Share experiences
Find out about SEND services

For more information or to confirm attendance, email
annamarie.emmett@sheffieldparentcarerforum.org.uk

Tweak of the Week: All playground toys tidied away into the trolley at the end of playtime and lunchtime – not left in the bushes, on the paths, on the banking. It's driving Mrs T nuts!