



Summer 1: Extreme Environments


Key books this term




One Snowy Night



Lost and Found



Blue Penguin



Meerkat Mail and How the Camel Got His Hump

Key Vocabulary:

- **Snowy:** covered with snow.
- **Shivering:** shaking slightly or uncontrollably as a result of being cold, frightened or excited.
- **Chuckle:** laugh quietly or inwardly.

Key Questions?

- How do you think the animals might be feeling?
- Would you expect to see these animals in winter?
- What do some animals sometimes do in winter?
- What other synonyms can you think of for 'shivering'?

Key Vocabulary:

- **Penguin:** a group of aquatic flightless birds.
- **South Pole:** the southernmost point of Earth.
- **Harbour:** a place on the coast where ships may moor in shelter.
- **Delighted:** feeling or showing great pleasure.
- **Floated:** rest or move on or near the surface of a liquid without sinking.

Key Questions?

- What do you think a Lost and Found Office is?
- Why do you think the boy chose to help the penguin find his way home?
- What do you think the weather is like in the south pole?
- Why was the boy so disappointed?
- How do you think the boy and penguin were feeling when they rowed south for many days?
- How do you think the boy and penguin were feeling when they came to huge waves?

Key Vocabulary:

- **Emptiness:** the state of containing nothing.
- **Rescued:** save someone from a dangerous or difficult situation.
- **Loneliness:** sadness because no one has no friends or company.
- **Horizon:** the line where the earth's surface and the sky appear to meet.

Key Questions?

- What animals might you find in the south pole?
- How do you think Blue Penguin felt when the other penguins asked if he was a real penguin?
- Have you ever felt a sense of loneliness?
- What did you do when you felt lonely?

Key Vocabulary:

- **Heat:** the quality of being hot; high temperature
- **Equator:** a line notionally drawn on the earth equidistant from the poles, dividing the earth into northern and southern hemispheres and constituting the parallel of latitude 0°
- **Desert:** a place that doesn't say rain and are classed as drylands.
- **Habitat:** the natural home or environment of an animal, plant or other organism.
- **Temperature:** temperature is the measure of hotness or coldness expressed in terms of any of several scales, including Fahrenheit and Celsius.


Key Questions?

- What animals live in hot climates?
- What countries have a hot climate?
- Where on the map or globe are the hot climates?
- What do animals in hot climates eat?
- Where do they find shelter?
- What is the temperature in a hot climate?
- If you were an animal, how might you feel living in a hot climate?

Science

Children will be learning to identify that most living things live in habitats to which they are suited. They will describe how different habitats provide for the basic needs of different kinds of animals and plants, and how they depend on each other.


Children will also find out about and describe the basic needs of animals, including humans, for survival (water, food and air).



Mathematics

Multiplication and Division

Children will begin by counting in steps of 2, 5 and 10. Children will then be introduced to the mathematical language such as multiplication. They will recognise what equal groups are and know that equal groups are still equal even if they look different. They will explore making unequal groups by adding and removing from some of the groups. Children will use their understanding of equal and unequal groups to learn about division and sharing.



AT HOME: Practise counting in steps of 2, 5 and 10.

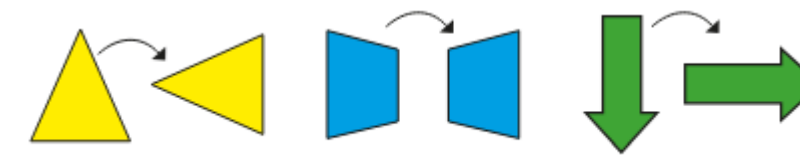
Fractions

Children will learn about the fractions half and quarter. They will find and recognise half and quarters of a shape and an amount.



Geometry – Position and direction

Children will learn how to describe turns and positions. They will use mathematical language such as forwards, backwards, above, below, left and right. Children will describe turns using half turn, full turn, quarter turn or three-quarter turn.



Geography



The children will be learning how to use simple compass directions (North, South, East and West) and to name and locate the world's seven continents and five oceans. They will also be able to identify hot and cold areas of the world in relation to the Equator and the North and South Poles.

Vocabulary

Direction, left, right, forwards, backwards, north, south, east, west, compass, Earth, Globe, Asia, Europe, Africa, North America, South America, Australia, Antarctica, Pacific, Atlantic, Indian, Southern, Arctic, North Pole, South Pole, Equator.

R.E

The children will focus on what it means to belong to a faith community. They will revisit knowledge from prior units about Muslims, Christians, and Jewish people, considering how members of these communities show that they belong.



Reading

Please continue to practise reading regularly at home. It doesn't matter what the reading material is- comics, leaflets, books, poetry etc. It all counts. School reading books will also be sent home.

We aim to promote a love of reading in school and all of our learning comes from quality books.

English

Phonics


We are continuing with our new scheme Monster Phonics and the children are loving it. Please keep up to date with the sounds and words we are learning each week using the grid on the following page.

Please read the e-books on the monster phonics website. You should have received a new log in from Monster Phonics directly. If you haven't use this link.

<https://ebooks.monsterphonics.com/register/standard-school/?ca=282bccec0f3a2379c9ff4c6075b28fa1>

Year 1 Writing

In Year 1 this term we will be reading the story Meerkat Mail. We will study the story structure so that we can retell and innovate the story.




Children will Use patterns and language from familiar stories in own writing; write complete stories with a simple structure: beginning – middle – end, decide where it is set and use ideas from reading for some incidents and events.

RSHE

Jigsaw



We follow a scheme called Jigsaw to focus on PSHE and RSHE in KS1. This term we will be celebrating positive relationships by learning about how and why we make friends, as well as identifying the different people who help us



Art

The children will be developing a wide range of art and design techniques in using colour, pattern, texture, line, shape, form and space.

They will apply these skills when making a mixed media collage.



Music

The children will be learning how to describe the pitch of a piece of music, alongside exploring vocal timbre.



Year 1 Summer 1

These are the sounds and words that your child should be able to read by the end of this half term. The Key Words will be revised each week and will also be the weekly spells that will be checked on a Friday.

Week 1	Week 2	Week 3	Week 4	Week 5	Week 6
Review o-e u-e u-e er	PHONICS SCREEN	Review ee ea ee er	Review ir ur oo oo (a)	Review oo oe ou ow	ASSESSMENT 7 Review ow ue ue ew
200 HFW REVISION	Nonsense words	be, he, me, we she, no, go so, to, do, today, I, by, my	love, some come, was is, his has, here there, friend your	the, of said house our one once	where were they says are, ask, put push, pull full, a
YEAR 1 CEWs					