

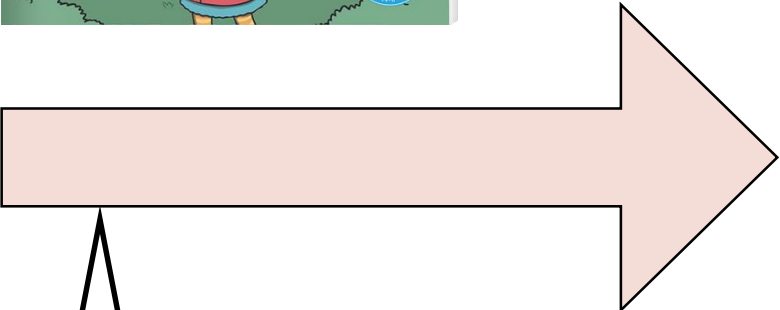



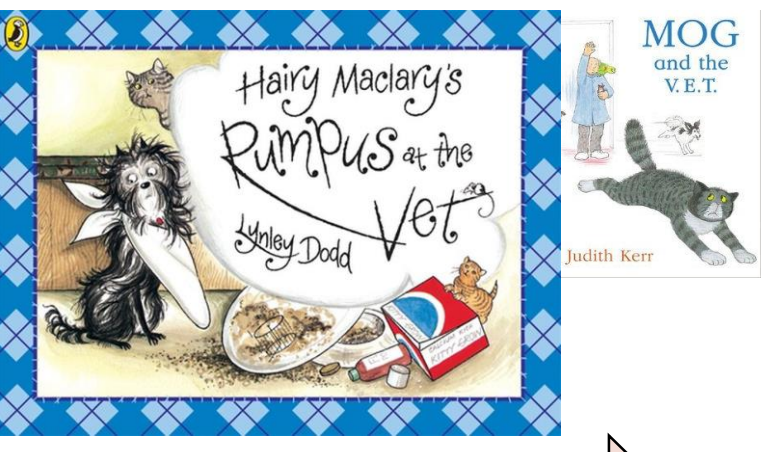




Autumn 2 Reception: People who help us.

Key books this term



Key Vocabulary

Fire Fighters- Are people trained to control and put out fires

Fire Engine- A vehicle that is designed to help in fighting fires by taking firefighters to the scene

Equipment- The things you need for a particular purpose

Brave- Doing something even though we are scared

Reliable- Someone you can trust and will do what they say they will do

Protect- Keeping us safe from harm or injury

Key Questions?

- What does a fire fighter do?
- What equipment do they use?
- Why do they need to use the siren on the fire engine?
- How can I keep myself safe on Bonfire night?
- Where does the fire engine stay?
- Why do people want to be a fire fighter?
- How do you make yourself feel brave?

Key Vocabulary

Jungle- A jungle is a forest thick with trees, other plants, and animals

Scary- Something that makes you feel afraid or scared

Polishing- Making something smooth and shiny by rubbing it

Tumble- Suddenly falling over to the ground

Teeth- Hard bony structures in your mouth used to chew foods

False- It is not true

Key Questions?

- What happens when you go to the dentist?
- How can I keep my teeth healthy?
- Why are your teeth important?
- How do you think Alan feels when he loses his teeth?
- Why do you think the animals are scared of Alan?
- Do your teeth look the same of different to Alan's? Why do you think this is?

Key Vocabulary

Woes-Is great sadness

Rage- A very strong feeling of being angry that is hard to control

Leapt- a large jump

Tweak- to make a small change to something

Tangle- to become twisted together

Key Questions?

- How do you think Hairy McClary was feeling waiting in the vets?
- Why did he start a rumpus in the vets?
- Who tried to help stop the rumpas? What happened to her?
- Why were the animals in the vets?
- What is a vet?

Key Vocabulary

Patrol- Going around an area or place and observing what is happening

Community- A group of people that have things in common such as living in the same area

Sergeant- the name of the person in charge at the police station

Festival- a gathering of people that to celebrate something together

Directions- they way you need to go to get to a particular place

Key Questions?

- Can you remember the different ways that Police officers travel around?
- When the little boy lost his parents what did he do?
- How did the police officers help people when they were at the festival?
- If you got lost while out in the community what would you do?

Key Vocabulary

Vaccinations- they give your body protection from some diseases

Understanding- knowing what someone or something means

Scaly- covered in scales

Doctor- people who practice medicine and help to keep your healthy

Cure- takes away an illness or makes you feel better

Exhausted- very, very tired

Key Questions?

- How do you think the mermaid and animal's felt before the flying Doctor's came to help?
- What happened to Princess Pearl when she went to see her Uncle?
- How did Zog and Gadabout help Princess Pearl to make the king better?
- Have you had medicine before?
- Have you been to the Doctors before?
- What happened when you were there?

Key Vocabulary

Glasses- to help you to see things better

Level- checking if something is straight

Lenses- glass that goes in glasses

Supper- a small meal before bedtime


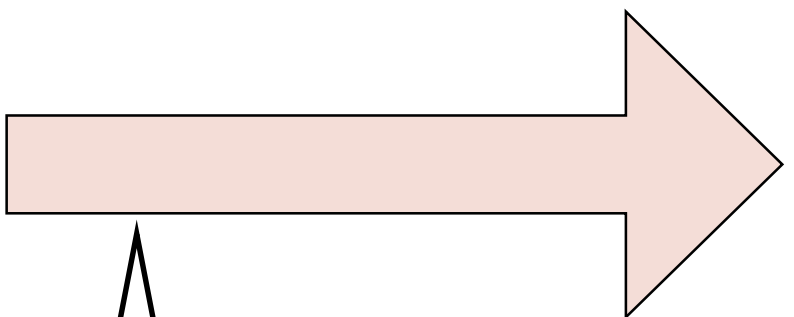

Pair- having two things that match or are the same

Key Questions?

- How did Biff and Chip know that Gran could not see very well?
- Why did all of the tins and pots slide of Gran's shelf?
- They had pizza for supper. Do you have supper, if you do what do you have?
- What did Gran have to do when she needed new glasses?
- What glasses did Gran choose?

Autumn 2 Reception: People who help us.

Key books this term



Key Vocabulary

Jolly- Someone who is happy and cheerful

Shy- Feeling a little scared around other people

Fiddler- Someone that plays the violin

Cosy- Being comfortable and warm

Workshop- A shop where lots of things are made

Chiming- The noise a clock makes when it reaches different times during the day

Key Questions?

- How do you know that the Postman is Jolly?
- Would you like to be a post person? Can you tell me more about your answer.
- The Postman was a little bit worried about delivering the wolf's letters. Why do you think he felt worried?
- Who's workshop was the postman visiting? What could you see inside the workshop?

Key Vocabulary

Beware- To be on the look out

Freed- To make something or someone free

Weave- To thread pieces of material together

Weary- Very tired

Doze- To have a little sleep

Clattering- To make a rattling sound

Key Questions?

- How do you think Stickman felt when the girl used him as a stick for her dog?
- What happened to stickman when he was used as a poo stick?
- When it was snowing Stickman looked sad. Why do you think he felt this way?
- Stickman kindly helped Father Christmas when he got stuck in the Chimney but how did Father Christmas help the Stickman?

Physical development

Letter formation


This is an important skill in learning to write. We have now started handwriting sessions in class and are currently working on the 'c' letter shapes- c o a d g.

Please encourage your child to hold their pencil correctly using a tripod grip.



Coats and zips and gloves

Some children can fasten their own coats, which is fantastic. If your child can not yet do this independently, please keep encouraging them to practise. As the weather becomes cooler and gloves are brought to school, please allow your children time to practise putting these on at home.



Gross motor

The children use their gross motor skills to perform every day functions, such as walking, running, playground skills (e.g. climbing) and sporting skills (e.g. catching, throwing and hitting a ball with a bat). They will have the opportunity to use balance bikes and scooters. In PE, the children will use apparatus to aid rolling, jumping and climbing.



Mathematics

We follow the White Rose scheme for maths, incorporating numicon and number blocks to support our maths.

1, 2, 3, 4, 5 - Recognising the numerals, matching the numeral to the correct quantity, subitising (recognising the amount without counting), 1 more, 1 less and composition of the numbers (making the number, e.g. 5 can be made of 2 + 3.)

Circles and Triangles – Identifying circles and triangles, comparing circles and triangles and recognising them in the environment.

Shapes with four sides – Identifying and naming shapes with four sides, combining shapes with four sides and recognising four sided shapes in the environment.

Position – Using positional language such as, 'in', 'on', 'under', 'over', 'beside', 'between', 'in front of', 'around', 'through' and 'behind', when describing how items are positioned in relation to other items.

Day and night – Talking about their routines and discussing what events we do during the day and what events we do at night time.

AT HOME: Look for different numerals and shapes in the environment.

Understanding the world



This half term will see the children becoming excited about many festivals including Halloween, Bonfire Night, Diwali and Christmas. There will also be discussions around Remembrance Day and the significance of poppies

The natural world

This half term we will be looking at signs of Autumn. How the animals cope when the colder days approach and what hibernation is and which animals hibernate.

We will use natural resources to make natural artwork and Christmas crafts.



People and Communities

This half term we are learning about the people who help us. We have invited into school different people of the community for the children to meet, ask questions and understand their profession. This includes firefighters, ambulance drivers, vets and the police. We will practice our conversational skills and questioning skills to learn from these community heroes.



AT HOME: Talk to your children about how people across the community celebrate different festivals.



PSED


This half term it is anti bullying week. We will be looking together at what a bully is and what to do if they think someone is being bullied.

Jigsaw

This half term the theme is Celebrating Differences. The children will look at differences and accept others that are different, include others in their play. They will try to solve problems together and know how to give and receive compliments. The children will be continuing to look at being different and celebrate odd socks day.

AT HOME:

Have conversations with your child about what they have been doing in school, was it the same as their friend or was it different? About what to do if they are sad and who to talk to.



Expressive arts and design

Children will share their expressive arts through the media of singing and acting in the Nativity in December.

This half term we are going to act out the roles of the people who help us e.g. putting pretend fires out like fire fighters, bandaging animals like a vet and making people better like a doctor.

Art and Design

The children will be looking at tone this half term. Firstly looking at the artist Yayoi Kusama, who looks at tones and dots on pumpkins.

Music

Using our new scheme Sparkyard we are continuing to investigate different percussion instruments to create different tempos, pitches and tones.

Nativity

This half term the children will have the opportunity to speak and sing in our Reception Nativity Play. Get ready to practise song words and using big clear speaking voices!

Phonics/ English



AT HOME: Encourage your child to find look at street signs or words on boards in their local environments. Ask them if they can recognise any sounds.


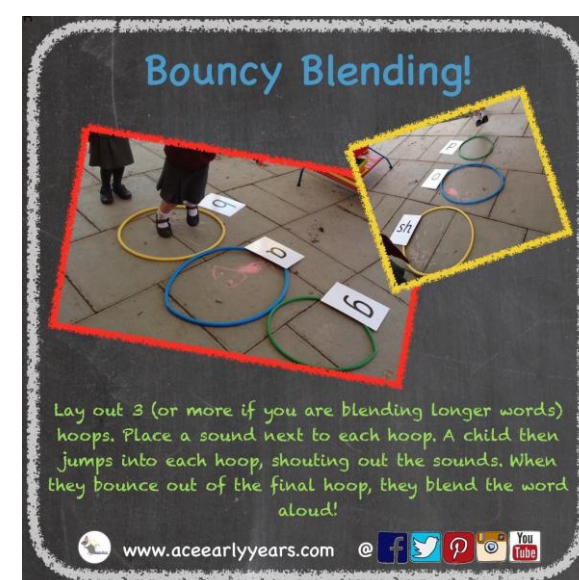
Sounds

We are following the Monster Phonics programme and will be teaching the following sounds this term:

| | |
|---------------------|----------------------|
| Week1- h b | Week 2- f ff l ll ss |
| Week 3- j v w x | Week 4- y z zz qu |
| Week 5- ch sh th ng | Week 6- oo |
| Week 7- ar | Week 8- recap sounds |

We make phonics fun and engaging by using a range of teacher led learning and hands on activities. For children learning in an active way helps them to retain information better. Here are some great active ideas for support your child with their phonics awareness

<https://phonicshero.com/getting-physical-phonics/>



Oral blending

We are continuing with our blending skills this half term. For example, you hear 'p-i-g' and you merge these sounds together to make the single word 'pig'. It is a key skill of early reading and is starting to support their developing writing skills too.

CVC Words

We are now working on hearing and writing the beginning, middle and end sounds in Consonant Vowel Consonant words (for example, cat, dog, bus)

Remember to log any home learning onto Seesaw. If you need reminders of your login details, please get in touch with your child's class teacher.

Reception Autumn 2

These are the sounds and words that your child should be able to read by the end of this half term. The e-book titles correspond to the sounds and words taught each week.

| Week 1 | Week 2 | Week 3 | Week 4 | Week 5 | Week 6 | Week 7 | Week 8 |
|---------------------------------|--|----------------------------------|------------------------------------|--------------|---------------------|---------------------|------------------------------|
| j v w x | y z zz qu | ch sh th ^(v) th ng | Long oo | ar | oo (u) | ow | ee |
| if, off, you my, they for | will, all went, was from help | too, her with, are yes | then, them that this said | ASSESSMENT 2 | look now down | look now down | see going just have |

| E-book Titles | Visit to the vets I will win! A big mess Six cats and a box | Tess the dog Zigzag and zip Fox and vixen The ducks get wet | The fish and chip shop The ship Ding dong bell A cash ding dong A shock on the path | Zip at the zoo | At the park | Into the woods | Yowl down town | I can see you |
|---------------|--|--|---|----------------|-------------|----------------|----------------|---------------|
|---------------|--|--|---|----------------|-------------|----------------|----------------|---------------|