





Summer 2 Y1: Animals and their habitats

Key books this term:



→ Bug Homes

→ Bug Hotel

→ A Bear's Guide to Beekeeping

→ Habitats and Food Chains

→ I can only draw worms

→ Walter and the wonder snail

Key Vocabulary:

- Bug** – A small insect.
- Meadow** – an open field with plants, grass and flowers.
- Nest** – a structure built to hold eggs or young.
- Larva** – the growth stage between an egg and an adult.
- Hive** – Bees home made of wax.
- Cells** – holes in the hive.

Key Questions?

- Is a snail a bug?
- Which insects live in a nest?
- How are nests built?
- Why do water spiders live inside a bubble?
- What is kept inside the cells of a beehive?

Key Vocabulary:

- Bug hotel** – a home built from wood for insects to live in.
- Pollen** – a yellow powder found in flowers.
- Pollination** – when bees carry pollen between flowers.
- Metamorphosis** – the life cycle of an insect.
- Food source** – where food comes from.
- Mucus** – Snail slime.

Key Questions?

- Where do stag beetles get their name?
- Which part of a bug hotel is best for butterflies?
- Why is it important to include old wood in a bug hotel?
- Broken plant pots stuffed with grass makes a fantastic home for
- Why are earthworms known as 'A gardener's best friend'?
- Does a centipede always have 100 legs?
- Which continent can't spiders be found on?

Key Vocabulary:

- Agility** – be able to move quickly and easily.
- Harvesting** – collecting.
- Queen Bee** – Largest and most important bee in the hive.
- Worker bees** – The bees who collect the honey and bring it to the hive.
- Drones** – Male bees.
- Beekeeper** – A person who has a beehive.
- Honey** – a sticky fluid made from the nectar of flowers.
- Swarm** – large group of flying insects.

Key Questions?

- What are the three types of bee in a hive?
- Are bees easy to catch?
- Where can pollen and nectar be found?
- Why is a Queen Bee important?
- What should do if there is no honey in the hive??
- When do bees swarm?

Key Vocabulary:

- Environment** – the natural World, and immediate surroundings.
- Habitat** - the natural home of an animal or plant.
- Micro-habitat** – a small area within the main habitat.
- Food chain** – a series of living things, dependent on the next for food.
- Predators** – an animal that hunts others.
- Prey** – an animal that is hunted by others.

Key Questions?

- How many habitats can you think of?
- What do you think plants and animals need from their habitat?
- What is the animal at the top of a food chain called?

Key Vocabulary:

- Worm** -creeping or burrowing invertebrate animals with long, slender soft bodies and no limbs.
- Half** – either of two equal or corresponding parts into which something is or can be divided.
- Dreadful** – causing or involving great suffering, fear, or unhappiness; extremely bad or serious.
- Accident** – an unfortunate incident that happens unexpectedly and unintentionally, typically resulting in damage or injury.

Key Questions:

- Where can we find worms?
- Do worms live in outer space?
- Why does Worm 4 think they are in charge?
- Where do you think Worm 9 is?

Key Vocabulary:


- Rugged** - (of ground or terrain) having a broken, rocky, and uneven surface.
- Peculiar** different to what is normal or expected; strange.
- Scarper - run away.
- Scurrying** - (of a person or small animal) move hurriedly with short quick steps.
- Soar** - to sail or hover in the air often at a great height.

Key Questions:

- Where can we find snails?
- Do snails travel far?
- How do you think Walter felt before going on his adventures?

Computing

The children are going to love this half term! We are going to use all of the skills we have learnt throughout the year to create our very own short animation videos. The children will need to design, story plan, create and use the appropriate software to make an animation video. We can't wait to see what they produce.



Mathematics

Time

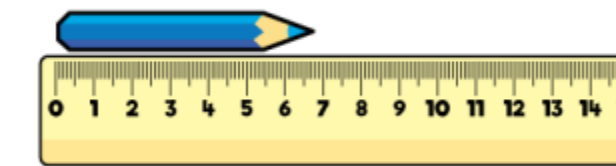
Step 1	O'clock and half past
Step 2	Quarter past and quarter to
Step 3	Tell the time past the hour
Step 4	Tell the time to the hour
Step 5	Tell the time to 5 minutes
Step 6	Minutes in an hour
Step 7	Hours in a day

Length and Height

Children measure to the nearest centimetre using a ruler or tape measure.

They measure both length and height and focus on the importance of measuring from 0 rather than the end of the ruler or tape measure.

e.g. How long is the pencil to the nearest centimetre?



We will also be working on money.


DT

It's all about the wood and tools! This half term will see the children evaluating a range of bird boxes, designing their own and then creating it. We can't wait to see their finished products in your gardens at home.



Art

The children will be looking closely at plants and petals and refining their observational drawing skills. We will then turn our hand to some tile printing.



Music

The children will consolidate their knowledge on pitch and will be exploring how to play percussion instruments with a sense of rhythm.

Phonics screening checks will begin w/c 12th June 2023. Please continue to practise at home.

English



AT HOME: Please read your school reading books and practise reading your tricky words regularly. Please log reading in your child's reading diary. Please bring your books and diaries everyday.

Recount writing and poetry

The children will begin the half term reading, reciting and performing poetry before writing their own. We will be using nature and animals as our stimulus, which will be the perfect opportunity for practicing our new vocabulary. As the weeks progress and the children will have had chance to experience Sports Day, A library visit and an exciting trip (watch this space) we will be writing in a recount style and fine tuning our use of capital letters and full stops!

RSHE

Jigsaw – Changing Me

In this topic, the children will be exploring how our bodies change. We will be using the NSPCC guidance to help children understand which parts of our body are private.



RE

The children will be exploring Christianity and bible stories such as The Lost Sheep, Healing a blind person. We always encourage the children to ask and answer questions.

PE

Indoor – This half term, we will build trust and explore strategies to build teamwork skills and in turn to play games such as 'Cross the swamp' and 'Circle of Fire'

Outdoor – The children will consolidate their understanding of team building to explore a range of games.



Please note all jewellery must be removed at home on PE days.