

Summer 1 Y1 : Panic on Pudding Lane

Key books this term:




Texts/poems/info about The Plague

Key Vocabulary:

- Fever** – a temporary rise in body temperature
- Vomiting** – being sick.
- Fleas** – a small wingless jumping insect.
- Blisters** – fluid filled bumps.
- contagious** – spread from one person to another
- Remedy**- medicine or treatment for a disease.
- Hygiene**- conditions or practices to maintain health.
- Destruction**- the action or process of causing so much damage.

Key Questions?

- What was The Great Plague? Did it really happen?
- Can you liken The Plague to a time in your own living memory?
- How did people become infected with The Plague?
- What were the symptoms of The Plague?
- How did the Plague affect people's lives?




Vlad and The Great Fire of London

Key Vocabulary:

- Great** – An amount, or intensity considerably above average.
- Dozy** - feeling drowsy and lazy.
- Cart** – a strong open vehicle with two or four wheels, typically used for carrying loads and pulled by a horse.
- Scampered** – run with quick light steps
- Cobbles** – a small round stone used to cover road surfaces.
- Inferno** - a large fire that is dangerously out of control

Key Questions?

- How did the fire start?
- Where did the fire start?
- Why did the guards put a red cross on doors?
- How did the residents pull the houses down?




Toby and The Great Fire of London

Key Vocabulary:

- Explosion** – a violent shattering or blowing apart of something.
- Choked** – have severe difficulty in breathing.
- Breeze** – a gentle wind.
- Pit** - a large hole in the ground.

Key Questions?

- Why were the people running out into the streets?
- Why was the river Thames important?
- How did they try to put the fire out?



Samuel Pepys

Key Vocabulary:

- Executed** – To be deliberately killed.
- Incenses** – Spices that smell nice when burnt.
- Quill** – A pen made from a feather.
- Traitor** – Someone who betrays a country or person.

Key Questions?

- Who was Samuel Pepys?
- Why did Samuel Pepys keep a diary?
- What message did the King send to the Mayor?
- Why was Pepys arrested?

Science

The children will learn to describe the physical properties of everyday materials, focusing on the materials that houses were made from in 1666 (Great Fire of London). The children will decide which materials are combustible and will see this in action!

Geography

Whilst visiting Eyam, the children will put their geographical skills to good use. They will follow simple maps and identify features of landscapes, using vocabulary such as village, hill, valley, stiles.

English

Story writing (narrative) and poetry

This half term, the children will be both poets and authors. There are many poems related to the Great Plague and we will be exploring and learning a snap shot of these. The children will have the opportunity to write their own poems, putting in to practice the skill of orally composing a sentence before writing it. As authors, children will be thinking carefully about constructing a story that has a clear beginning-middle and end.

AT HOME: Please read your school reading books and practise reading your tricky words regularly. Please log reading in your child's reading diary.



Phonics screening test- June 2023

On **Tuesday 9th May at 1.30** we will be holding a stay and Play session for parents and carers. During this time we will be providing information about the Statutory Phonics Screening Test that all Year 1 children will complete in June 2023. Please keep an eye out for some additional phonics practice tasks that will be sent home with the children.

Mathematics

Count in 2s

Count in 10s

Count in 5s

Recognise equal groups

Add equal groups

Make arrays

Make doubles

Make equal groups - grouping

Make equal groups - sharing

Mathematics

Here are some arrays.

Are the groups equal or unequal?




Complete the sentence to match the picture.



There are _____ equal groups of _____ pencils.


How many apples are there?



Use ten frames and counters to help you complete the sentences.

$10 + 10 + 10 =$ _____

There are _____ apples altogether.



Count the **rows** and complete the sentences to describe each array.

There are _____ rows of _____

There are _____ altogether.



We will also be looking at fractions.

Which pizzas have been cut in half?




Which shapes show half?



RSHE

Jigsaw – This half term we will be learning all about relationships. This will include families, friendships and knowing how to maintain good and healthy relationships.



RE

The children will re-tell two different stories about Jesus – one in pictures, one in drama (The lost coin and Jesus and the ten lepers). They will compare the stories and think about what Christians today learn from the stories.



ICT

The children will learn that computers are programmed by humans and we make them do things by giving them instructions. <https://www.scratchjr.org/> is a great free app to get the children started.

PE



Indoor – An exciting half term of games have been planned. We will be understanding the principles of attacking and defending.

Outdoor – This half term is all about jumping and skipping- get practising with those skipping ropes! **Please note all earrings need to be removed for PE sessions.**

History

The children will have a chance to bring history alive when visiting Eyam. They will be Plague detectives, trying to find clues on their visit to decide whether The Plague really happened. Once the truth has been established, the children will continue to find out about why The Plague happened, what the outcome was if you caught it and how it came to an end. The Plague naturally lends itself to exploring The Great Fire of London, so we will be exploring how the fire started and what changed because of it.



Art

Landscapes will be the focus of this half term, The children will explore pencil, pastel and paint to create landscapes both in Eyam and back in Stocksbridge. We will be developing the children's knowledge of foreground, mid-ground and background.

