


Spring 1 Y2 : Around the World in 80 days and Beyond

Key books this term




Journey

Key Vocabulary:

- **Journey:** Traveling from one place to another.

Key Questions?

- Why do you think the creators of the book have chosen to have no words?
- How does the girl feel when her parents ignore her?
- What do you think the girl is saying to her parents?
- What is her magical power?
- Do you think the adventure is in her imagination or happening in real life?
- How does she feel when she enters the castle?
- Do the guards look welcoming? How can you tell? What do you think they're saying?
- What will happen to the girl and the bird?
- If you could draw something that comes to life what would you draw?




Samson's Titanic Journey

Key Vocabulary:

- **Titanic:** The Titanic was the biggest ship on the sea when she was launched in May 1911. In April 1912 Titanic set sail on her first voyage, carrying over 2,200 people. Just before midnight on 14th April an iceberg was spotted. The crew acted quickly to try and turn the ship, but she hit the iceberg which resulted in the Titanic sinking.
- **Glistening:** Something that shines with a sparkling light.
- **First class:** First class passengers were some of the richest people on the ship. They had luxurious food and rooms to stay in.
- **Third class:** The passengers in third class were looking to start a new life in America.
- **Iceberg:** Icebergs are large chunks of ice that break off from glaciers and often float in the water.

Key Questions?

- Why was Samson going on the Titanic?
- How did he feel at the beginning?
- What does glistening mean? Can you think of something that glistens?
- What happened in the first class part of the ship?
- What happened in the third class part of the ship?
- If you were a passenger, would you rather do the first class or third class activities?
- What did people in the third class do for entertainment?
- What went wrong on the Titanic?
- How do you think Samson felt when he was clinging onto the piece of driftwood?
- Why will Samson never forget his journey on the Titanic?




Last Stop On Market Street

Key Vocabulary:

- **Pavement:** A raised path for pedestrians to walk on next to a road.
- **Graffiti:** Writing or drawings which are scribbled, scratched or sprayed onto walls in public areas.
- **Store:** An American word for shop.

Key Questions?

- What does 'smelled liked rain mean?' Can you smell rain?
- Why do they get the bus?
- How does CJ feel about getting the bus?
- Who did they meet on the bus?
- How did CJ feel when he heard the guitar being played?
- What adjectives are used to describe his emotions?
- How does the description of this city make you feel?
- What does the Grandma want to teach CJ?
- How does the Grandma make everything seem beautiful?
- What do you notice about the people in the illustrations?



Miranda the Explorer

Key Vocabulary:

- **Hot air balloon:** This is an aircraft with a huge bag, which contains heated air. It is attached to a wicker basket, which carries passengers to different destinations.
- **Island:** A piece of land surrounded by water.
- **Volcano:** A volcano is an opening in the Earth's crust that allows magma, hot ash and gases to escape.
- **Mountain:** Mountains are areas of land that are much higher than the land surrounding them. They are higher and usually steeper than a hill.

Key Questions:

- Where would you like to visit in a hot air balloon?
- Why did the hot air balloon break?
- How did Miranda feel when the rope snapped?
- What does explorer mean?
- Where did she land?
- What did she find in the hot air balloon?
- What is a map?
- Where was your favourite place in the story?
- Why?
- What did she find in New York?
- How did Miranda feel after exploring the world?
- What buildings do you recognise in the book?

Science

The children will be working scientifically to identify and compare the suitability of a variety of everyday materials, fabric and plastic. They will carry out an investigation



Geography

The children will be using different resources such as; globes, atlases and maps to name and locate the 7 continents and 5 oceans that make up our world.



DT

The children will be working with HEPP DT to design and make a moving vehicle. They will use a range of tools and equipment to perform practical tasks. The children will evaluate their work by saying what went well and what they could improve on next time.

English

AT HOME: Please read your school reading books and practise reading your tricky words regularly. Please log reading in your child's reading diary.

Y2 – Narrative Writing

Imitate familiar stories by borrowing and adapting structures; write complete stories with a sustained, logical sequence of events; use past tense and 3rd person consistently; include setting; create characters, e.g. by adapting ideas about typical story characters; include some dialogue; use phrases drawn from story language to add interest, (e.g.) she couldn't believe her eyes.



Mathematics Multiplication and Division

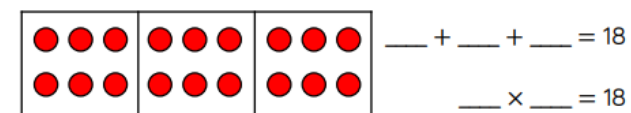
Children describe equal groups using stem sentences to support them. It is important that children know which groups are equal and unequal, and why they are equal or unequal. The addition and multiplication symbols are not used within this small step but use of the language of addition and multiplication will support them in understanding repeated addition and multiplication. The examples included refer to the times tables facts that Year 2 children need to know.



There are ___ equal groups with ___ in each group.

There are _____ baguettes altogether.

Children are introduced to the multiplication symbol for the first time. They should link repeated addition and multiplication together, using stem sentences to support their understanding.



There are ___ equal groups with ___ in each group.

There are three _____.


They should also be able to interpret mathematical stories and create their own involving multiplication.

The use of concrete resources and pictorial representations is still vital for understanding.

RSHE

Jigsaw – Dreams and Goals

In this topic, the children are learning about the importance of working hard to achieve their goals and dreams. The children will focus on staying motivated when something becomes challenging and remembering to never give up.



ICT

The children will learn about algorithms and that they are made of clear and precise instructions. They will learn that making mistakes is all part of the fun when writing a program.

PE

Indoor – The children will be exploring moving in different ways on apparatus. They will link movements together to complete a sequence.

Outdoor – The children will develop their dribbling and passing skills. They will apply their skills to help receive and keep possession of a ball. Children will use the skills to score points in team games.

History

The children will learn about the lives of significant individuals in the past who have contributed to national and international achievements. They will be learning about Amy Johnson and why she is famous. The children will find out more about Amy's solo flight to Australia.



Art

The children will be continuing to perfect their colour mixing skills. They will be focussing on mixing primary and secondary colours to make different shades.



RE

The children will be learning about Sikhism. They will be recognising and understanding the 5K's which mark the Sikh identity.

