


Autumn 1 Y1 : Me and My City

Key books this term




In the City

Key Vocabulary:

- **City:** a large town.
- **Map:** a diagrammatic representation of an area of land or sea showing physical features, cities, roads, etc.
- **Museum:** a building in which objects of historical, scientific, artistic, or cultural interest are stored and exhibited.
- **Artefacts:** an object made by a human being, typically one of cultural or historical interest.
- **Tourists:** a person who is travelling or visiting a place for pleasure.
- **Skyscrapers:** a very tall building of many storeys.

Key Questions?

- What do we use maps for?
- What is a city?/ What things would we find in a city?
- Is Stocksbridge a town or a city? How do you know?




Mousetropolis

Key Vocabulary:

- **Vacation:** a fixed holiday period between terms in universities and law courts.
- **Jamboree** a large celebration or party, typically a lavish and boisterous one.
- **Provolone** an Italian soft smoked cheese made from cow's milk and having a mellow flavour.

Key Questions?

- Where does the story begin?
- Why is City Mouse angry?
- Where does he go on vacation?
- What is watching the mice?
- What does Country Mouse do for fun?
- What does City Mouse miss about home?




Town Mouse, Country Mouse

Key Vocabulary:

- **Town:** a built-up area with a name, defined boundaries, and local government, that is larger than a village and generally smaller than a city.
- **Country:** districts and small settlements outside large urban areas or the capital.
- **Dawn:** the first appearance of light in the sky before sunrise.
- **Fable:** A fable is a short story, typically with animals as characters, to tell a moral.
- **Moral:** A moral is where a lesson is learned.

Key Questions?

- What are the differences and similarities between the countryside and a town?
- What did the mice find so special about their homes?
- What do you think is the moral of this story?
- What made the country mouse go back to the country?
- What made the town mouse go back to the town?




Small in the City

Key Vocabulary:

- **Alley:** a narrow passageway between or behind buildings.
- **Shortcut:** an alternative route that is shorter than the one usually taken.
- **Fishmongers:** a person or shop that sells fish for food.

Key Questions?

- What was 'small in the city'?
- At the end of the story, it says 'if you want, you could just come back'. Who are they referring to?
- Where did the girl look for her cat?
- Why is the girl so worried about her cat?



Windows

Key Vocabulary:

- **Dusk:** the darker stage of twilight.
- **Neighbourhood:** a district or community within a town or city.
- **Lanterns:** a lamp with a transparent case protecting the flame or electric bulb, and typically having a handle by which it may be carried or hung.

Key Questions?

- What things did the girl walk past?
- Do you ever look out the windows of your home? What do you see?
- Does this story take place in the city or the country?
- Do you think the sights would be different if the child lived elsewhere?

Science

The children will look at different objects and learn which material it is made of. In particular, we will explore the material, metal.

Geography

The children will learn of the differences between a town and the countryside. They will identify human and physical features in Stocksbridge.

DT

The children will explore and evaluate a range of pictures, pop up books and moving pictures. They will use a range of tools and equipment to create their own moving picture with a city theme.



Y1 – Narrative Writing

We will be using patterns and language from familiar stories such as 'Town Mouse, Country Mouse' in our own writing and write complete stories with a simple structure e.g. beginning – middle – end. We will decide where it is set and use ideas from our reading for some incidents and events.

We will then 'innovate the text to write a new version of the story then review our learning at the end of the unit.

English

AT HOME: Please read your school reading books and practise reading your tricky words regularly. Please log reading on in your child's reading diary.

Mathematics

Place Value – We will be looking at counting and sorting objects; counting objects from a larger group and representing objects in different ways will form the first part of our learning this half term.

AT HOME:



Find some seeds and leaves to represent Autumn.



Ask children to sort the objects in three different ways

AT HOME:

Count 3 balloons.



Count 6 dogs.



We will be learning to recognise numbers as words and have fun counting on from any number. We will learn more about '1 more and 1 less' and will practise counting back with numbers within 10.

Match the numerals to the words.

5	two
2	nine
7	five
9	seven

Complete the number tracks.


2	3	4			
5	6				
3					

RHSE

Jigsaw – Being Me in My World

In this topic, the children are learning to understand what is fair and unfair, kind and unkind, right and wrong. Children will learn to feel happy and secure in their new class whilst celebrating the achievements of others.

We will also look at celebrating differences and accepting that everyone is different.



ICT

The children will learn what online bullying is and how to keep themselves safe whilst online. They will learn what information is appropriate to share online and what is not.

PE

Indoor – The children will be learning how to create different shapes with their bodies. For example, wide, narrow and curled. They will also learn how to transition from these shapes and link them together.
Outdoor – The children will explore running at different speeds and applying their knowledge of running to a range of games.

History

Children will build upon their previous knowledge and learn new information about the steel industry. They will learn why steel is an important part of Sheffield's history. The children will learn about Harry Brearley and his significance to the steel industry.



Art

Children will learn how to use line and tone in drawings. They will work from observation and imagination to produce a detailed drawing of a building in Sheffield.



RE

The children will express their own ideas about the questions: Who am I? Where do I belong? How are we all connected?
The children will explore different religions and the celebrations they have. For example, the Christian Harvest Festival and the Muslim Zakat (charitable giving).