





Stocksbridge Nursery Infant School F.S. Medium Term Grid      Theme Title: Animals and pattern Term 2

<b><u>Foundation stage 2</u></b>	<b>Week 1 Dear Zoo</b>	<b>Week 2 Dear Zoo</b>	<b>Week 3 Giraffes can't dance</b>	<b>Week 4 The Monkey with the Bright Blue Bottom</b>	<b>Week 5 Penguin Small Chinese New Year -</b>	<b>Week 6 The Run away Wok Chinese new year story.</b>
--------------------------------------	----------------------------	----------------------------	--	--	--	--




# Stocksbridge Nursery Infant School F.S. Medium Term Grid

## Theme Title: Animals and pattern Term 2





<b>SPARKLING STARTER... PROVOCATION</b>	Write a letter to The Zookeeper to say we would like a pet in our class. Every other day a box arrives with a pet.		Plan a jungle dance	Chinese new year day where children come dressed in red.
<b>Communication and language</b>	For each animal the children should think of some questions they would like to know. Next day find out the answers to the questions.		Rhyming string- hearing onset and rime Using large pictures to stimulate vocabulary. Step into the pictures and use your senses.	2 way conversation. Stick to a theme Respond to others on the same theme.
<b>Physical</b>	Single handed tools  Simple Sewing projects- easy sock puppets. Lots of tutorials on you tube which have little sewing.	Develop core strength to balance. Cosmic kids yoga.  How to draw a crocodile - youtube tutorial	Single handed tools to shape with purpose Clay tools	planning motor movement and moving resources safely  making iceburgs. build a tower as tall as a penguin from the youtube clip.
<b>Personal, social and emotional</b>	New beginnings, New Year's resolutions, target, aspirations for when they are older. Percy Vere puppet  <i>I tell you about a time I didn't give up until I achieved my goal</i> stories - <i>The hare and the tortoise</i> <i>The jungle run</i>		Theo Thinker puppet  The animals think that Gerald can't dance. Sometimes people say 'there is no such word as can't'. What does this mean? How might Gerald feel when the other animals are laughing and waiting for him to dance? How should they behave instead? Discuss what the difference is between laughing at someone and laughing with someone. <b>OR</b> <i>I can set a goal and work towards it.</i> <i>I use kind words to encourage others.</i> story - We're going on a bear hunt film clip - frozen - <a href="https://www.youtube.com/watch?v=L0MK7qz13bU">https://www.youtube.com/watch?v=L0MK7qz13bU</a>	Rosie Resourceful puppet  include typical Chinese foods.  <i>I know what it means to feel proud.</i> <i>I can say how I feel when I succeed.</i>  film clip - trolls - <a href="https://www.youtube.com/watch?v=_KAZX8i_RPQ">https://www.youtube.com/watch?v=_KAZX8i_RPQ</a>



# Stocksbridge Nursery Infant School F.S. Medium Term Grid      Theme Title: Animals and pattern Term 2

<p><b>Reading</b></p> <p>Key word games -</p> <p>Blending games</p>	<p>For each animal the children should think of some questions they would like to know. Next day find out the answers to the questions. Shared read - powerpoints/fact books/video clips about the diff animals</p> <p>Crocodile PPT Shared read teacher and TA lead - dear zoo phonics text of our own. Phonicss, key words, repetition, word, letter</p> <p>Learning digraphs Ng nk sh ch th</p>	<p>Tell the class that you will leave out some of the rhyming words as you reread the book. Ask them to fill in the missing rhyming words. Reread the story and have the class make a list of all of the rhyming word sets. After reading each page ask the children to identify the two words that rhyme. Record each set on chart paper. Review all of the rhyming words, then invite the class to think of more rhyming words to add to their list. Invite the children to think of one more rhyming verse for each page using the new rhymes from their list. Offer assistance if needed. <a href="https://www.youtube.com/watch?v=bNYXweQ81vI">https://www.youtube.com/watch?v=bNYXweQ81vI</a> giraffe clip How many words rhyme with giraffe? Create another word list with the class. Can they compose a rhyme using their words? Provide the children with drawing materials to create a picture to illustrate their rhyme.</p> <p>Discussion starters here <a href="http://www.thenedshow.com/assets/encourage-others-primary-lesson-plan-giraffes-cant-dance.pdf">http://www.thenedshow.com/assets/encourage-others-primary-lesson-plan-giraffes-cant-dance.pdf</a></p>	<p><a href="https://www.youtube.com/watch?v=O8qilxaBR20">https://www.youtube.com/watch?v=O8qilxaBR20</a> penguin clip</p> <p>word manipulation - say cowboy without the cow = boy</p> <p>say cat without the t - ca</p>
<p><b>Writing</b></p>	<p>For each animal the children should think of some questions they would like to know. Next day find out the answers to the questions. Record questions and answers/info in floor book. Also: continue phonics key word spelling</p> 	<p>Flap book writing. Create a flap book and write a story. <i>Write a poem with a phrase/ sentence/ word on each page of the zig zag book?</i> Using senses to stimulate writing about an environment-</p>	<p>Writing symbols</p> <p>Shopping lists - link to food for the party or list of animals as they finish the race.</p>




	<p>Cvc and ccvc cvcc</p> <div><div><div>c</div><div>a</div><div>g</div></div><div><div>o</div><div>d</div><div>q</div></div><div><div>e</div></div></div> <p>Sounds to use sh ch th qu in writing</p> <p>Teach ng ai ay ee ea oa oo</p>			
Maths	<p>Introduce zero 0 - is 1 less than 1</p> <p>Zero zero superhero</p> <p>Number bonds to 5 recap consolidation of shape</p>	<p>White rose maths home learning</p> <p><a href="https://whiterosemaths.com/homelearning/early-years/alive-in-5-week-1/sessions-1-to-5">https://whiterosemaths.com/homelearning/early-years/alive-in-5-week-1/sessions 1 to5</a> watch the video and do the activity</p>	<p>Length. Can you find something longer/shorter than a giraffe's neck? recording, problem solving</p> <div></div> <p>Weighing using numicon as the weight</p>	<p>Capacity and filling</p> <p>Water, cubes, sand, spoons, boxes</p> <p>Full half, nearly, empty</p> <p>number 7 - sort match and order heptagon</p> <div><div></div><div></div></div> <p>doubling</p> <p>Partitioning</p> <div></div> <p>Numbers 6 to 9</p> <p>Octoblocks to nonagon octagon hexagon</p>
Understanding of the world	<p>Asking questions.</p> <p>Similarities and differences between animals.</p> <p>Environments and habitats</p> <p>Building a zoo (large bricks) Would you put the lions next to the rabbits? Why. Evidence could be phot of their building with words.</p> <p>OR just the speech bubble of their words.</p> <p>Draw and animal/ snack and chat/ shared small group read</p>		<p>How are giraffes adapted to their environments - long necks, long tongues, long eye lashes, camouflage</p> <p>The author wrote 'Giraffes Can't Dance' after a trip to Kenya. Can you find Kenya on a map / globe? How is it similar / different to where you live?</p> <p>Paint the monkey and chat.</p> <p>Concertina neck for collage giraffe</p>	
			<p>How are penguins and polar bears adapted to their environments?</p> <p>water proof materials</p> <p>Technology specific links across the curriculum</p> <p>Search in different ways.</p> <p>Use of IT in school and at home - where is it?</p> <p>What does it do?</p> <p>Family traditions</p>	



# Stocksbridge Nursery Infant School F.S. Medium Term Grid

## Theme Title: Animals and pattern Term 2

	Melting cubes of ice. Make a tray of cubes. Place 1 cube in a pot. Do this with 4 pots. Choose different places around the house or garden. Watch what happens to them over the day. Talk about - what do you see? What do you notice? Why do you think that has happened. Record the conversation and send it to us.			Take aways. Role play Eat Chinese food - rice noodles are like pasta
<b>Welly Wednesday</b>  <b>Animal experience - Mayfield farm</b>	Length. Can you find something longer/shorter than a giraffe's neck? Formal measures, recording, problem solving	Shape hunt round the house with a prompt sheet for parents	Shaping animals - mud or clay with sticks, leaves stones etc  Woods Walk - weather and change. How we adapt our bodies - clothing 	A snow session  Sliding, building, snow angels, hills.  ZOOM WITH OUR QUESTIONS PREPARED ONCE WE NOW THE ANIMALS THEY HAVE. A number hunt Bag with a number on and find that many thigs  Orienteering. Reading clues Find Chinese zodiac pictures given. Find animals in order. Each animal given a word to write as proof you've seen it.
<b>Expressive arts and design</b>  <b>Lyns art planning</b>	Clay animals Pop up cone animals	Draw Make a 'forkie' style puppet but as an animal. If not use a spoon.  Split pin animals	Plan a dance that Gerald might be able to do. Could you rehearse and perform it to an audience?  Compose a song that might be played at the Jungle Dance. Look at the instruments shown in the illustrations. What are they? How are they played? How do they make a sound?  Make decorations to go on display for the jungle dance.	







# Stocksbridge Nursery Infant School F.S. Medium Term Grid      Theme Title: Animals and pattern Term 2







<b>Foundation Stage 2</b>			
<b>PE - Indoor</b>	6 7 8- dance nursery rhymes Robs link <a href="https://www.youtube.com/channel/UCuLo1CLr8QsUvgYCypFMWGW">https://www.youtube.com/channel/UCuLo1CLr8QsUvgYCypFMWGW</a> PE Home Learning Cards. These now include additional challenge elements, meaning that children can challenge themselves on their own, with a partner or as a whole family! Home Learning Resources can be found within the 'Home Learning Tab' on Complete PE. <a href="http://www.completeperesource.com">www.completeperesource.com</a>		
<b>PE - Outdoor</b>	6 – ball skills feet;    7 – locomotion;    8 – ball skills hands		

<b>Other text / Story / reading (Children listen to a story every day)</b>	Winter stories Polar bear and the snow cloud Little Reindeer Big Bear Little Bear  musical version - <a href="https://www.youtube.com/watch?v=Kzl9IyeMWto">https://www.youtube.com/watch?v=Kzl9IyeMWto</a> Preference to text? Why?	Jungle Run Cheeky Chimp Monkey with the bright Blue Bottom Rumble In The Jungle maps - where do animals live	Albert Le'Blanc Snail and the whale
	<b>WORK PREPARED FOR DISPLAY TO BE UP BY 17TH</b>		
<b>speech</b>	animals on a tray. Cover who's missing? Vocab  Answering Wh questions <a href="https://www.youtube.com/watch?v=9qIF_9PNhJs">https://www.youtube.com/watch?v=9qIF_9PNhJs</a> synonyms and antonyms  GOLDILOCKS WORDS	 memory game/ pairs for key words, digraphs, number bonds, animal names, shapes ect  <a href="https://www.youtube.com/watch?v=dJz_noKP-Bw">https://www.youtube.com/watch?v=dJz_noKP-Bw</a> <a href="https://www.youtube.com/watch?v=dJz_noKP-Bw">https://www.youtube.com/watch?v=dJz_noKP-Bw</a>	Taboo - a series of animals/ numbers/ shapes. The child has to describe the picture without saying its name  Olav support language skills - Feelings <a href="https://www.youtube.com/watch?v=D9aXaAHJkKA">https://www.youtube.com/watch?v=D9aXaAHJkKA</a> why might the character behave that way? Modelled conversation. Children can then try.



<p><b>Workshop</b></p>	 <p>Weaving - animal print Sewing? Sock monkeys?</p>	<p>make a pop up picture (DT) - lift the flap front or flap at the back with rod and picture attached</p>	<p>pop up penguins from behind an iceberg. Ues a folded flap behind the iceberg to hold the penguin on allowing it move up and down. Make life size collage penguins as a group.</p>
<p><b>Sand/Water Play</b></p>	<p>Shredded paper - different animals to sort</p> <p>water, logs, swamp creatures , shells, coloured pebbles</p> <p>straw sawdust wooden noggins add polystirene change colour of water</p> <p>5 and 5 animals for number bond making</p>	<p>Jungle animals with greenery and rocks Sticks to make habitats</p>	<p>Ice water, sea creatures, ice bergs, boats</p>  <p>baby not required!</p> 
<p><b>Tough Tray</b></p>	<p>link to maths</p> 	<p>LINK TO MATHS Weighing - use numicon length measures -</p>	<p>Count Sort match and order 6-9 Extend to - Doubling and partitioning</p> <p>sorting water proof materials</p>





<b>Fiddle fingers</b>	<p>Hole punches Threading on stiff and flexible card to make bars for a cage.</p>  <p>cut out stick one on top of other</p>	<p>play dough creatures/ mats - twinkle</p> <p>concertina monkey arms/ giraffe legs.</p> <p>cutting out shapes as animas heads etc</p>	 <p>fringing paper to make feathers.</p>
<b>Construction</b>	 <p>include drawing a map of their enclosures. Tall enough to keep the giraffes safe? Long enough for the seals to enjoy swimming? sorting animals and make enclosures</p>	<p>large sheets of paper to draw the forest and add trees swap ect with own made trees or</p>  <p>bricks. Junk model animals? Possibly a large scale giraffe</p>	
<b>Role play</b>	<p>home corner vets</p>	<p><b>Label everything</b> with photos on clip art labels</p>  <p>open ended props including pom poms.</p>	<p>icecream shop dramatic play <b>Ice cream shop</b></p> 








# Stocksbridge Nursery Infant School F.S. Medium Term Grid      Theme Title: Animals and pattern Term 2

<b>Art easel / creative</b>	 <p>How Creative Activities</p> <p>Simply spread a thin amount of shaving cream onto a surface (cookie sheet or thick paper plate). Drop some food coloring onto the shaving cream and then use cotton swab/end of a paintbrush to swirl the food coloring around on the shaving cream. Since we were doing a tiger, I mixed red and yellow in a little bowl first to make orange and then used a dropper to drop the color on the shaving cream. We mixed that in the shaving cream first and then dropped some black food coloring on next, and then let L make lines by dragging the food coloring up and down with a cotton swab.</p> <p>Lay paper on top to take a print.</p> <p>Next child.</p> <p>Use animal template to draw around to cut out a tiger...zebra ect</p> <p>Add green leaves for bushes/ trees.</p>	<p>make elephants from plastic bottle tops (handle is the trunk)</p> <p>orange paint and masking tape. Tape onto cardboard box face. Paint over the tape with orange paint. Peel tape off to see the pattern. All sides done it becomes a giraffe!</p>	<p>Painting ice cubes onto paper with single tray – gross motor activity – rolling shoulders</p>
<b>Technology</b>	<p>Remote control car- follow a route round the zoo. What animals do you see?</p>	<p>Posters created in a publisher document for the jungle dance</p> <p>re-ordering music ‘notes’ to create own score.</p> <p>Video the jungle dance</p> <p>Play music through the CD player</p> <p><a href="https://www.youtube.com/watch?v=bNYXweQ81vI">giraffes for kids</a>  <a href="https://www.youtube.com/watch?v=bNYXweQ81vI">https://www.youtube.com/watch?v=bNYXweQ81vI</a></p>	 <p>matching/organising</p> <p><a href="https://www.youtube.com/watch?v=O8qilxaBR20">penguins for kids</a>  <a href="https://www.youtube.com/watch?v=O8qilxaBR20">https://www.youtube.com/watch?v=O8qilxaBR20</a></p>



Stocksbridge Nursery Infant School F.S. Medium Term Grid      Theme Title: Animals and pattern Term 2

<p><b>Writing area</b></p>	 <p>paper labels, string, variety of boxes turned inside out. Follow the path of lines to reach the 'home'.</p>	<p>Key words, picture writing frames, key word mats, knowledge mats, Envelopes, selection of paper, little booklets with animal pics on front, mirrors</p>   <p>greedy giraffe?</p> <p>feed the penguin</p>	
<p><b>Outdoor provision - not WW</b></p>		<p>Measure life sized animals - paper versions clearly.</p>	

Blue Cross animal care talks in school -

Shilton Road, Burford, Oxfordshire, OX18 4PF  
 Tel: 0300 111 8950  
 Email: [education@bluecross.org.uk](mailto:education@bluecross.org.uk)

[pawprint@bluecross.org.uk](mailto:pawprint@bluecross.org.uk)