

W/C 01/03/21

Class 2 & 4

Shared reading will be taught Monday - Thursday at 1.30-1.50pm on Zoom.
Please use the following link to join in!

Weekly Reading Tasks
Oliver's Vegetables
By Vivien French

Phonics will be taught Monday-Thursday at 9.30am-10am on Zoom.
Afterward children will then be asked to complete some of the other tasks below
and record them on to Seesaw.

Children should join in by using the Zoom details below:

Weekly Phonics Task

Monday-

Activate the children's background knowledge:

Before reading.... Look at the book cover. What do you think this book will be about?

What is the title of this book?

Who is the author/illustrator Vivian French & Alison Bartlett

Slide 1 Look at front cover.

slide 2 Look at back page– Read blurb. What is a vegetable plot?

Does anyone have a veg patch?

Slide 3 shows some different vegetable plots.

Which Vegetable do you think is Oliver's favourite now? Who guessed right?

Slide 4 – 10 Introduce the children to the vegetablescan they copy the words? Read and write?

Thumbs up if you like them....

Who eats vegetables? Kagan partner's – which is your favourite?

Classes favourite?

Let's look at some vegetables. Do you recognise them?

Slide 11 & 12 compare to slide's(I've put them together on the PPT)

What is it? Highlighted in Winnie in Space too.

Explain these are the end pages and the one on slide 12 is different – why? Why have the plants grown?

Play a game of guess the vegetable....It grows under the ground.....It has green leaves...it's purple....beetroot. It grows above

Monday- phoneme 'aw' as in saw

saw paw raw claw jaw lawn yawn law shawl drawer

- Start with ABC song -

<https://www.youtube.com/watch?v=l4MYESLWPV4&safe=active>

- Dough disco (need a small lump of dough/playdough)

<https://www.youtube.com/watch?v=i-lfzeG1aC4>

- Phase 3 & 5 on Phonicsplay website -

<https://www.phonicsplay.co.uk/resources/phase/3> - if not got free access then just google Phase 3 phonemes.

- Geraldine the giraffe says 'aw' -

<https://www.youtube.com/watch?v=7xvdbR6g060>

- Wipeboards/pens writing a few of the above words + create 2 or 3 alien words with 'aw' e.g. shawb, rawt

Show 10 High Frequency Words on spelling sheet - say each word then choose one for playing hangman

ground.....you pick them....they grow in pods....peas...etc??

Tuesday-

Vocabulary: Check the children know the days of the week – sequence.

From yesterday, list the vegetables in the story: Potatoes, carrots, spinach, rhubarb, cabbage, beetroot & peas. Check children know the days of the week....sing?

Extra activity – colouring sheet for the days of the week with the vegetables.

Slide 13 start to read.

Slide 14 Lets look at punctuation. “” these mean someone is speaking.

What tells us Oliver has asked a question? A Question mark.

Highlight on the slide. Ask your grown up a question remember they can start with our questioning words...what, when, why, where and how. Share some of the questions.

Slide 15 -Proudly - with a feeling of deep pleasure or satisfaction in one's own achievements. When have you been proud? To Receive Golden Star or Star of the day?

Slide 16 complaints - *a statement that something is wrong or not satisfactory & bargain – something on sale at a lower price than its true value* **But is this case** it means a *deal* that Oliver has agreed with his Grandpa that he will taste the vegetables. In the picture they are shaking hands to agree to the bargain.

Why must Oliver find potatoes if he wants to eat chips?

Slide 17- what did Oliver eat on Monday?

Slide 18 Crinkly – something is covered in many small lines and folds.

Tuesday- phoneme 'wh' as in when

when what which where why whistle whenever wheel whisper white

- Start with ABC song -

<https://www.youtube.com/watch?v=l4MYESLWPV4&safe=active>

- Dough disco (need a small lump of dough/playdough)

<https://www.youtube.com/watch?v=i-lfzeG1aC4>

- Phase 3 & 5 on Phonicsplay website -

<https://www.phonicsplay.co.uk/resources/phase/3> - if not got free access then just google Phase 3 & 5 phonemes.

- Geraldine the giraffe says 'wh' -

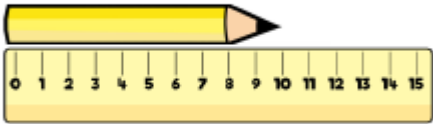
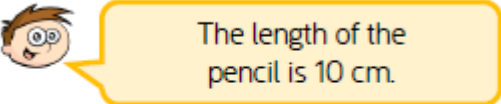
<https://www.youtube.com/watch?v=vuYZVrh1iPc>

- Wipeboards/pens writing a few of the above words + create 2 or 3 alien words with 'wh' e.g. whep, wheeg

- Show 10 HFW on spelling sheet –

Play Quick Write – children look at the list and then write as many as they can on whiteboards.

<p>What question did Oliver ask? How do you know? “Are the potatoes there?” Did Oliver like the spinach?</p> <p>Slide 22 – Tangle - <i>an untidy mass of things that are not in a state of order</i>, Delicious - <i>having a very pleasant taste or smell</i>.</p>	
<p>Wednesday-</p> <p>Modelling: Read aloud/think aloud.</p> <p>Can you say the days of the week in the correct order?</p> <p>Tell your grown up what has happened so far in the story..Read the book together.....Read</p> <p>Read Book: from slide 13 While reading answer these questions:</p> <p>Slide 14 Why can't they walk to Grandpa's?</p> <p>Slide 15 What was the best thing about Grandpa's house?</p> <p>Slide 16 I wonder if Oliver keeps the bargain? Would you keep the bargain?</p> <p>Slide 19 Why is HERE THEY ARE! In capitals? What does the ! mark mean? Can you read this again with feeling? Read with me.</p> <p>Slide 20 What did Oliver find instead of potatoes? Slugs and snails!</p> <p>Slide 21 – where are the potatoes really hiding? which words/phrase tell you that Oliver likes beetroot?</p> <p>Slide 22 – which word does Oliver use to describe the peas?</p> <p>Slide 23 – why are the words “HERE THEY ARE!” in capitals? Why is there an! ?</p> <p>Slide 24 – How do you make chips? Tell your grown up. Can you think of anything else we make with Potatoes? Shepherd's pie, mash potato, fish cakes, wedges.....</p>	<p>Wednesday – phoneme 'ph' as in phonics!</p> <p>phonics sphinx dolphin prophet phantom elephant alphabet</p> <ul style="list-style-type: none"> Start with ABC song - https://www.youtube.com/watch?v=l4MYESLWPV4&safe=active Dough disco (need a small lump of dough/playdough) https://www.youtube.com/watch?v=i-lfzeG1aC4 Phase 3 & 5 on Phonicsplay website - https://www.phonicsplay.co.uk/resources/phase/3 - if not got free access then just google Phase 3 & 5 phonemes. Geraldine the giraffe says 'ph' https://www.youtube.com/watch?v=z1bseW0nI2k Wipeboards/pens writing a few of the above words + create 2 or 3 alien words with 'ph' – phup, phoch <p>Show 10 High Frequency Words on spelling sheet - say each word then choose one for playing hangman</p>
<p>Thursday-</p> <p>Visualise – think in pictures: While we read the story together again can you draw a picture of a vegetable patch with your favourite vegetables. If you can't think of any, use the vegetables Oliver's Grandpa had in his patch. Can you write the names of your vegetables?</p> <p>Let's put the story in order. Use the PPT for sorting. Ask children to help sort the order of the days.</p> <p>Can we practise reading and spellings the days of the week?</p>	<p>Thursday- phoneme 'ew' as in blew</p> <p>blew chew grew drew screw brew flew threw Andrew</p> <ul style="list-style-type: none"> Start with ABC song - https://www.youtube.com/watch?v=l4MYESLWPV4&safe=active Dough disco (need a small lump of dough/playdough) https://www.youtube.com/watch?v=i-lfzeG1aC4 Phase 3 & 5 on Phonicsplay website - https://www.phonicsplay.co.uk/resources/phase/3 - if not got free access then just google Phase 3 & 5 phonemes. Geraldine the giraffe says 'ew'

	<p>https://www.youtube.com/watch?v=GJL84QOnGIA</p> <ul style="list-style-type: none"> Wipeboards/pens writing a few of the above words + create 2 or 3 alien words with 'ew' as in chew e.g. thew, vew <p>Show 10 HFW on spelling sheet Write the words on the board and leave out letters. Children write the whole word on their whiteboards</p>
<p>Friday- Feel good Friday</p>	<p>Friday-</p> <p>Re-cap the four phonemes from the week using any of the above activities. Try writing a dictation sentence using a few of the high frequency words e.g. Can I go to my school? Are they spelling the HFW correctly?</p>
<p>Weekly Writing Tasks The Bog Baby</p>	<p>Weekly Maths Tasks https://whiterosemaths.com/homelearning/year-1/</p>
<p>Monday- Read the story of the Bog Baby Re-cap the story events: Tell your adult: Where is the story set? (2 places) Who are the main characters? What did they find? How did they feel when they found the bog baby? Who else knew about the bog baby? What is the story's problem? How is it solved? How did the story end?</p> <p>Look at the list of time conjunctions: first, next, then, after that, later etc. What kind of words are these? Why might these words help us write the story? (time conjunctions – they help us to place the events in the correct order)</p> <p>Activities: Order some pictures from the story and add time conjunctions to show which comes first, next etc.</p>	<p>Monday- https://vimeo.com/511039862 Adding lengths problems</p> <p>Use 'Adding lengths' activity sheet</p> <p>Challenge 1.</p> <p>Teddy measures the length of the pencil.</p>  <p>He says,</p>  <p>Do you agree with Teddy? Explain why.</p>

You could read the statements linked to the story and put them into the correct order.

Tuesday-

Look at a picture of the Bog Baby – write adjectives (describing words) around the picture to describe the Bog Baby.

(What does it look like? How does it move?)

E.g., blue, like jelly, floating...

Write a sentence using some of your adjectives – E.g. 'The blue Bog Baby was floating gently in the water.'

Recap the description of the bog baby in the story (slide 6 on the story power point) – what do you like about it? What sort of a creature was it? Do you think it was real?

Tuesday- <https://vimeo.com/511040266> Subtracting length problems

Use 'Subtracting lengths' activity sheet

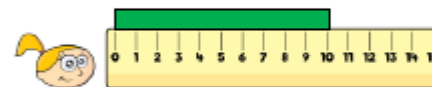
Challenge 1.

Eva, Dexter and Rosie are comparing ribbons that they have.

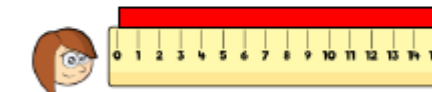
Unfortunately, Dexter has lost his ribbon.

He says,

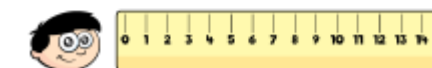
My ribbon is shorter than Rosie's, but longer than Eva's.



Eva



Rosie



Dexter

How long could Dexter's ribbon be?

Wednesday –

Activity:

Ask your child to quickly doodle an imaginary animal of their own. Think about other real animals they might know for ideas – their creature might be made up but they might have features of real animals mixed together. (e.g., the long neck of a giraffe, the wings of a bird, the tail of a horse etc.)
Can they name their animal? (pond paddler, river runner, puddle pup...)

Now think about:

What it looks like – scales, skin or feathers?
Is it a special colour?
How does it move? (swim, hop, fly, jump, run etc.)
Where would it be found? (floating, hiding...)
What's its body like? (arms, flippers...)

Write some adjectives around your picture

Have a go at writing a descriptive sentence about your creature. Remember a capital letter, finger spaces and a full stop.

Thursday-

Work through the **punctuation quiz PPT**
Look at the punctuation marks – full stop, question mark and exclamation mark.
Work through the quiz -
Decide which punctuation to use for each sentence

Activity:

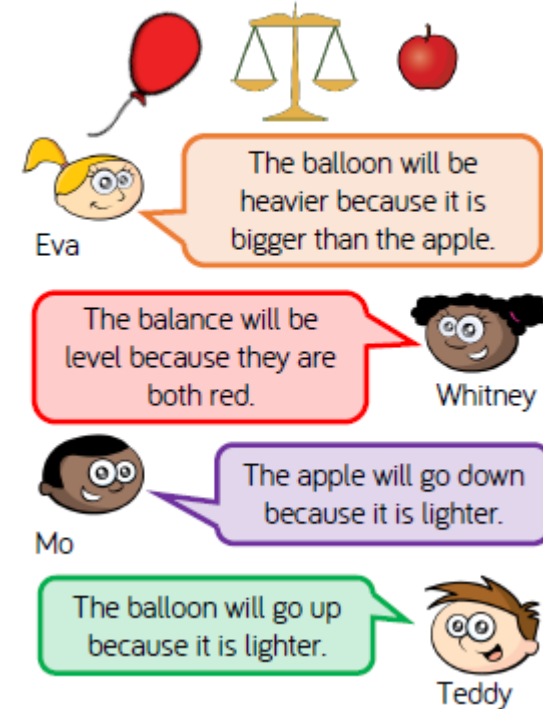
Read the sentences and put the correct punctuation mark at the end.
You could print out the sentences or the children could copy them down with the correct punctuation.

Wednesday – <https://vimeo.com/516651914> Introduce weight & mass

Use 'Introduce weight & Mass' activity sheet

Challenge.

The class are seeing whether the balloon or apple will weigh more.

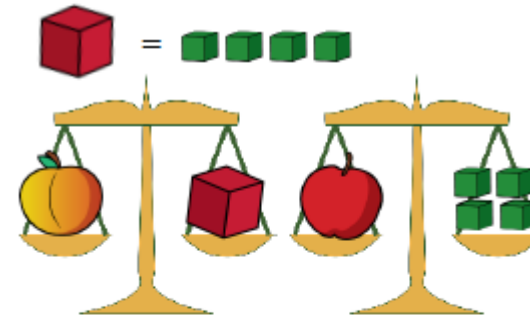


Thursday- <https://vimeo.com/516653575>

Use 'Measure Mass' activity sheet

You could make up a question sentence and an exclamation of your own to write.

Challenge.



Amir says,



The apple is heavier than the peach, because it weighs 4 cubes.

Teddy says,



The apple and the peach weigh the same.

Who do you agree with?
Explain why.

Friday- Feel good Friday

Friday – NRICH investigation <https://nrich.maths.org/4962/note>

‘Sizing them up’

Other Learning Activities

These activities may be completed as and when you have time or if you have time. Please feel no pressure to complete everything.

Science: Looking at our local surroundings and different habitats. See how many mini beasts you can spot in your surroundings. Make a list or draw some pictures

Learn about animals in their habitats - <https://www.bbc.co.uk/bitesize/topics/zx882hv>

Have a go at the wild challenge <https://www.rspb.org.uk/fun-and-learning/for-families/family-wild-challenge/what-is-wild-challenge/>

The next 2 weeks are **Fair Trade** fortnight. One of the focuses is how the climate crisis affects farmers and workers overseas. There are some Activities in the resources this week called Earthcubs. There is a website to browse <https://schools.fairtrade.org.uk/teaching-resources/climate-fairtrade-and-you-education-pack-for-early-years/>

- **RE:** Watch this clip to learn about how Muslims celebrate Eid. <https://www.bbc.co.uk/bitesize/clips/zm3b87h>
- **PHSE:** Think about a person who is special to you. Think about why you get on so well together. <https://www.youtube.com/watch?v=3m9JS0rSNaA>
- **PE:** Set up a round of fitness stations: star jumps, bouncing a ball, jogging on the spot, squats etc.
- **Feel Good Friday**
 1. Make a home outside or inside for a Bog Baby – use stones, sticks, shells etc. You could make a Bog Baby to go in it.
 2. Make some play dough and have fun making minibeasts with it: <https://www.bbcgoodfood.com/howto/guide/playdough-recipe>
 3. Get a piece of paper and a black pen – draw lines and patterns and then colour in the spaces with bright colours – you could put this in your window or post it for a friend.
 4. Try pressing small objects (plastic toys, sticks, pebbles etc.) into plasticine, playdough, damp sand or rolled out earth, to make a print.

Additional learning resources parents may wish to engage with

- <https://home.oxfordowl.co.uk> Read e-books
- <https://www.bbc.co.uk/bitesize/levels/z3g4d2> - try some of the bbc bitesize home learning activities and on here! <https://www.bbc.co.uk/bitesize/this-terms-topics>
- <https://www.talk4writing.com/home-school-units/> To support your child's speaking and listening, reading and writing.
- <https://uk.ixl.com/math/year-1> Interactive games to play and guides for parents.
- <https://www.mathematicsmastery.org/free-resources> Learning packs with different activities and lessons with notes on how to do these activities with your child.
- <https://monsterphonics.com/home-learning-in-the-covid-19-lockdown/year-1-home-learning/>
- PE – Cosmic Kids Yoga - <https://www.youtube.com/user/CosmicKidsYoga>