

W/C 25.1.2021

Class 2 & 4

Shared reading will be taught Monday - Thursday at 1.30-1.50pm on Zoom.
Please use the following link to join in!

Weekly Reading Tasks
Hibernation Hotel by John Kelly
https://www.youtube.com/watch?v=ogbW_4N82U8

Phonics will be taught Monday-Thursday at 9.30am-10am on Zoom.
Afterward children will then be asked to complete some of the other tasks below
and record them on to Seesaw.

Children should join in by using the Zoom details below:

Weekly Phonics Task

Monday- Before reading.... Look at the book cover. What do you think this book will be about?
What is the title of this book?
Who is the author/illustrator First ask about Hibernation: Background knowledge:

- Slide 1..Before we look at the book, find out about some animals we will meet in the book.

These are different types of bear..have you seen any? In the zoo? Our story is about a Brown Bear. Why do you think it is called a Brown bear?

- Slide 2..These are the other animals we will meet in the story...do you know any? Slide 3 has the names. (these animals do not hibernate – however they are sleepy in the winter expect beavers.)
- Slide 4 ..They all live in North America which we know is one of the 7 continents. It is very cold in the winter and Bears have to hibernate – sleep through the winter.... Slide 5 these are some English animals that Hibernate Plus queen bee
- Slide 6 – 7 start to read story... What is 'hibernation'? Why can't Bear sleep? What was Beaver doing? Find a word that is similar in meaning to 'complained' - . grumble moan whine. What does Bear mean when he says he is being treated like a furry mattress?
- Slide 8/9 - What do you notice about bear's licence plate? Where do you think Bear is going? Do you think Bear will get peace and quiet at the hotel?

Monday- phoneme 'ar' as in bar and car

- **bar car bark card cart hard jar park market farmyard dark** Start with ABC song - <https://www.youtube.com/watch?v=l4MYESLWPV4&safe=active>
 - Dough disco (need a small lump of dough/playdough)
<https://www.youtube.com/watch?v=i-lfzeG1aC4>
 - Phase 3 & 5 on Phonicsplay website - <https://www.phonicsplay.co.uk/resources/phase/3> - if not got free access then just google Phase 3 phonemes.
 - Geraldine the giraffe says 'ar' - <https://www.youtube.com/watch?v=QXBQDsgRuMo>
 - Wipeboards/pens writing a few of the above words + create 2 or 3 alien words with 'ar' e.g. barb, darsh
- Show 10 High Frequency Words on spelling sheet - say each word then choose one for playing hangman

Tuesday- Vocabulary: Look at these words in the story

Tuesday- phoneme 'ow' as in how and town

Slide 7 and 10 have an exclamation mark (is used to show when something is surprising or forceful) and a question mark (to indicate that a sentence is a question)...what are these used for? Can you spot anymore while we read?

Slide 8

Fancy Hotel.....posh, flashy, fancy-pants, glitzy, snazzy

Peace and quiet at last – where have we heard that phrase before? Our Jill Murphy books....with the large family.

Slide 10

Clerks moustache – A person at the hotel reception to book inhis facial hair above his lip.

Slide 11

Bellman – a porter ..someone who carries the bags, helper.

Slide 12

Flopped exhausted – tired...when have you been tired?

Slide 13

Stomped & stumbled – movement of walking - making a noise.

Slide 15

Ruffle – his hair – movement.. disorder or disarrange (someone's hair)

Slide 16

Luxurious - extremely comfortable

Slide 18

Bellowed - a deep loud roar

- **now down owl cow how bow pow! row town towel** Start with ABC song - <https://www.youtube.com/watch?v=l4MYESLWPV4&safe=active>
 - Dough disco (need a small lump of dough/playdough) <https://www.youtube.com/watch?v=i-lfzeG1aC4>
 - Phase 3 & 5 on Phonicsplay website - <https://www.phonicsplay.co.uk/resources/phase/3> - if not got free access then just google Phase 3 & 5 phonemes.
 - Geraldine the giraffe says 'ow' - <https://www.youtube.com/watch?v=GJtvjxBYg7I>
 - Wipeboards/pens writing a few of the above words + create 2 or 3 alien words with 'ow' e.g. thow, dowp
 - Show 10 HFW on spelling sheet –
- Play Quick Write – children look at the list and then write as many as they can on whiteboards.

Wednesday-

Modelling: Read aloud/think aloud.

Read From the beginning again and stop at Slide 14 then go back to slide 10 and answer these questions..

- Why do you think 'HUGE' is written in capital letters? How are the other guests feeling when they see Bear? What might they be thinking? Bear asks for a wake-up call on February 21st. True or false? Can you use three words to describe the hotel?
- Slide 11 - Which words tell us that Bear is excited and pleased with his new room? From where does Bear drink a huge slurp of water?
- Slide 12 - Can you sequence these events? Can you remember what he did first? They are on slide 20 for the children to look at.
 - Bear dries his hair
 - Bear has a shower and uses all the shampoo and hot water

Wednesday – phoneme 'oi' as in oil and coin

- **oil boil coin coil join soil toil quoit poison tinfoil** Start with ABC song - <https://www.youtube.com/watch?v=l4MYESLWPV4&safe=active>
 - Dough disco (need a small lump of dough/playdough) <https://www.youtube.com/watch?v=i-lfzeG1aC4>
 - Phase 3 & 5 on Phonicsplay website - <https://www.phonicsplay.co.uk/resources/phase/3> - if not got free access then just google Phase 3 & 5 phonemes
 - Geraldine the giraffe says 'oi' – https://www.youtube.com/watch?v=IRTITdRL_cU
 - Wipeboards/pens writing a few of the above words + create 2 or 3 alien words with 'oi' e.g. toip, choil Show 10 HFW on spelling sheet –
- Play hangman looking at the list of 10 HFW – choose one without saying anything

<ul style="list-style-type: none"> • He flops into bed and yawns • Bear brushes his teeth • What do you think will happen next? • Slide 13 - What wakes Bear up? What might Bear be thinking and feeling? Why do you think the guests are 'only too happy to oblige'? What does this mean? • Slide 14 - Why doesn't Bear like the bed? What's wrong with it? Which words tell us that Bear is getting hotter and hotter? Do you think Bear will get to sleep? 	
<p>Thursday- Remind children what has happened..can they tell their grown up. Read to end of story. Slide 15</p> <ul style="list-style-type: none"> • How does Bear cool down? Can you think of a word that means the same (a synonym) as 'ruffle'? • Why do you think the wild life shows on TV make Bear feel sad? What does the verb 'flopped' suggest about how Bear is feeling? Slide 16 • Why do you think Bear can't sleep? What will Bear do to solve his problem? Explain how Bear is feeling. Slide 17 • What does Bear do to solve his sleep problem? What will Bear find on the food trolley? Slide 18 Who does Bear find under the food covers? What might Bear be thinking and feeling when he lifts the food cover? Look carefully at the illustration. Which animals have come to visit Bear? Tell you grown up. 	<p>Thursday- phoneme 'igh' as in high and light</p> <ul style="list-style-type: none"> • high sigh light might right sight fight tight tonight night Start with ABC song - https://www.youtube.com/watch?v=l4MYESLWPV4&safe=active • Dough disco (need a small lump of dough/playdough) https://www.youtube.com/watch?v=i-lfzeG1aC4 • Phase 3 & 5 on Phonicsplay website - https://www.phonicsplay.co.uk/resources/phase/3 - if not got free access then just google Phase 3 & 5 phonemes. • Geraldine the giraffe says 'igh' https://www.youtube.com/watch?v=OYCR2RZ4ZYY&t=46s • Wipeboards/pens writing a few of the above words + create 2 or 3 alien words with 'igh' as in was e.g. chigh, dight Show 10 HFW on spelling sheet Write the words on the board and leave out letters. Children write the whole word on their whiteboards
<p>Friday- Read the whole book again. Find your keywords in the story.</p>	<p>Friday- Re-cap the four phonemes from the week using any of the above activities. Try writing a dictation sentence using a few of the high frequency words e.g. Some dogs love to pull a big stick. Are they spelling the HFW correctly?</p>
<p>Weekly Writing Tasks Lila and the secret of the rain.</p>	<p>Weekly Maths Tasks https://whiterosemaths.com/homelearning/year-1/</p>

Monday-

Read the story of Lila and the Secret of Rain again.

Ask children:

- Where did the story take place?
- Who was in the story?
- What happened? (It was too hot to milk the cow/weed etc.)
- What was the problem? (It didn't rain)
- What was the solution? (Her Grandad told her she had to climb the mountain to get it to rain)
- How did the story end?

Fill in the story matrix (in resources) as you answer these questions.

If your child prefers to draw pictures to answer the questions, then use the matrix without lines.

This is just a plan – we do not expect your child to write sentences here, just notes/words.

This may take more than one session.

(Lesson 1 plot matrix)


Monday- start with <https://vimeo.com/500465193> Counting to 50 by making 10's

<https://vimeo.com/500466597> Use 'Numbers to 50' activity sheet

Challenge 1.

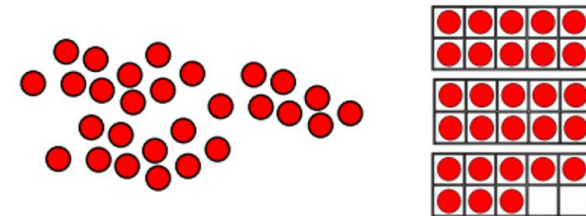
Use the number track to

- count forwards from 35 to 49
- count back from 46 to 38



Challenge 2.

These images both show the same number of counters. Which counters are easier to count? Why?



Tuesday-

Look at the plot matrix you made yesterday.

Talk about the first 3 boxes – **Where? Who? What?**

Ask your child to describe where the story takes place.

Tell the children that you want to hear them talking in sentences.

(They might say 'in the village'.)

How can we improve our sentences?

Use an adjective and add some more information.

(So, your child's improved sentence might be – 'In the small Kenyan village where Lila lived'.)

Begin to write some sentences – one or two for each heading from the plot matrix, just thinking about **where**, **who** and **what**.

Remind your child to use finger spaces, capital letters and full stops in every sentence.

Encourage them to use phonics to spell hard words.

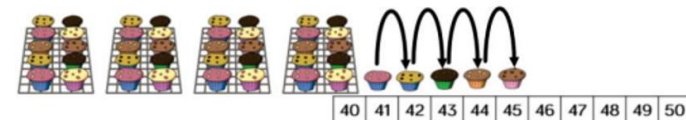
When they have finished, ask them to re-read their writing to check it makes sense.

Tuesday- <https://vimeo.com/500467345>

Use 'Count forwards and backwards within 50' activity sheet

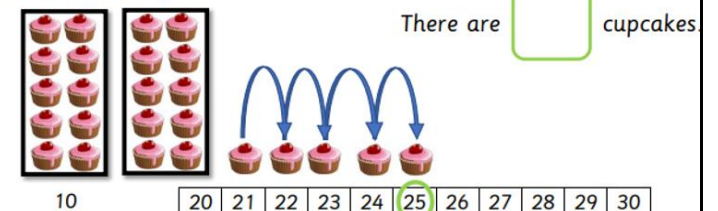
Challenge 1.

How many muffins are there?



How many cup-cakes are there?

Challenge 2.



There are cupcakes

(Lesson 2 worksheet)

Wednesday –

Look at the plot matrix you filled in on Monday and talk about the boxes labelled **problem and solution**.

This is the middle of the story.

Look at the pictures from the story. (story pictures PPT slide 1)

Can you cut them out and sort them into pictures from the **beginning**, the **middle** and the **end** of the story?

Talk about the features of each section –

beginning sets the scene,

middle tells how they fixed the problem,

end – what was different at the end and how the people were feeling?

Chn are going to draw a story map of the **middle section only**.

Highlight/ put a circle around all of the middle photos and say we are drawing a story map for just these pictures.

(Story Pictures PPT)

(A story map is a series of pictures in order, which tell the story. Usually, we put an arrow in between each picture to show what happens next)

Wednesday – <https://vimeo.com/500467998>

Use 'Tens and ones' activity sheet

Challenge 1. **Count out 23**

How many bundles of 10 can you make?



There are ___ tens and ___ ones.

___ tens + ___ ones = 23

Challenge 2.

What number is represented in the grid?

Tens	Ones

There are ___ tens and ___ ones.

___ tens + ___ ones = ___

Thursday-

Today you are going to add the end of the story to your story map.

Use the plot matrix you filled in on Monday, just looking at the **ending** box.

You could look at the story pictures to help you – think about what happens at the end of the story.

Draw pictures to show the ending onto your story map from yesterday.

Thursday- <https://vimeo.com/500468562>

Use 'Represent numbers to 50' activity sheet

Challenge.

Match the pictures and words.

- Four tens and three ones
- Two tens and five ones
- Three tens and four ones
- Three ones and five tens

How many?

Friday-

Look at the posters – beginning, middle and end of a story.

Can you think of some good story beginnings and write them down?

E.g. It was on a dark and stormy night...

One bright sunny morning...

Friday – NRICH investigation <https://nrich.maths.org/6343>

Two digit targets

One day I woke up and I was the size of an ant...
(Friday story posters)

Other Learning Activities

These activities may be completed as and when you have time or if you have time. Please feel no pressure to complete everything.

- **Geography:** Find out facts about Mount Kenya. Walk up a hill in Stocksbridge and draw what you can see from the top.
- **Science:** Find out facts about your favourite animal. What do they eat? Where do they live? Can you draw them?
- **Art:** <https://www.youtube.com/watch?v=VB56XaXkOnQ> Look at some of the artwork by Kenyan artist Martin Bulinya. Use them to inspire you to make some African figure drawings.



- Mrs T's Story for children in Classes 1,2,4 & 5 2.00PM Wednesday 27.1.21
<https://us02web.zoom.us/j/87291013699?pwd=c3NjdEN5WlZFNESybWVlK1hCRHJRdz09>
- **PE:** watch <https://youtu.be/lvySZYSZFNY> - continue practising your throwing and catching skills.
- **RE:** Think about the story of the Good Samaritan last week. See if you can do a good deed today. How could you be kind to someone?
- Have some fun...put your wellies on and go for a muddy walk with your grown up!

Additional learning resources parents may wish to engage with

- <https://home.oxfordowl.co.uk> Read e-books

- <https://www.bbc.co.uk/bitesize/levels/z3g4d2> - try some of the bbc bitesize home learning activities and on here! <https://www.bbc.co.uk/bitesize/this-terms-topics>
- <https://www.talk4writing.com/home-school-units/> To support your child's speaking and listening, reading and writing.
- <https://uk.ixl.com/math/year-1> Interactive games to play and guides for parents.
- <https://www.mathematicsmastery.org/free-resources> Learning packs with different activities and lessons with notes on how to do these activities with your child.
- <https://monsterphonics.com/home-learning-in-the-covid-19-lockdown/year-1-home-learning/>
- PE – Cosmic Kids Yoga - <https://www.youtube.com/user/CosmicKidsYoga>