

W/C: 1st February 2021

Classes 6,7,8

Penguin Small

Weekly Reading Tasks

These sessions will be available on live zoom feed daily. Each session will be delivered by a teacher.

There will be no live zoom session on the Friday.

Please take a photo of all of the activities your child does from this section of learning. Please post your photos on to Evidence Me.

Weekly Phonics Tasks

These sessions will be available on live zoom feed daily. Each session will be delivered by a teacher.

Please take a photo of all of the activities your child does from this section of learning. Please post your photos on to Evidence Me.

Monday- Join the live learning session with a class teacher.

Skills we are teaching today: Prediction

The teacher will show the front cover of this book. They will ask the child to find the title, the author and the illustrator.

They will ask them to have a look at the illustration and predict what this book is about. They will ask them to think about the title and think what this book is about. Where is this book set? Somewhere hot like giraffes can't dance? Are we going to find a giraffe in this book? Why not? It a cold country

Let's read the first few pages of the story.

Follow on activity – Talk to your grown up about something you think you are afraid of. How can you work through it together? Penguin small was afraid of the water.

Monday- Join the live learning session with a class teacher.

Today we are consolidating the digraphs (two letters that make one sound) and trigraphs (three letters that make one sound) we have learnt so far.

Your child will need to have some paper and a pencil ready to use during the session.

Recap all of the sounds, particularly the digraphs and trigraphs learnt last week. Practise reading some words that contain the sounds, for example, coin, boy, herb, light, gear.

Play **Dragon's Den** – <https://www.phonicsplay.co.uk/resources/phase/2/dragons-den> Choose one of the sounds from Set 1-7. Read the words and decide if it is a real or a fake word.

Follow on activity – **I Spy and Read Worksheet.**

Choose one of the worksheets or you may wish to do all three.

Read the words and find the picture that matches the word. Draw a line to the matching picture once you have read the word.

Tuesday- Join the live learning session with a class teacher.

Skills we are teaching today: To listen to positional language

The teacher will continue to read the story. In the story there is a lot of positional language for example under, over, above. When your child hears one of these words they are to wave.

The teacher will explain the rules within the live lesson.

Tuesday- Join the live learning session with a class teacher.

Today we are learning the sound /air/ /are/.

Your child will need to have some paper and a pencil ready to use during the session.

Recap all the sounds learnt so far.

Geraldine teaches /air/ - <https://www.youtube.com/watch?v=NcHIX2xK--A&t=21s>

<p>Follow on activity –Can you use positional language to move your grown up around the room. For example you might say, 1 step forward, 2 steps backwards, over the stool, under the table. Please record the speech of the positional language by a video and upload it to evidence me. You might want to draw a map.</p>	<p>Geraldine teaches /are/ - https://www.youtube.com/watch?v=MtQYPO7Y4yM&t=3s</p> <p>Follow on activity – Read the 'air' words and match them to the correct pictures. Can you put any of the words into a sentence?</p> <p>Extension – To read the 'are' words. Can you put any of the words into a sentence?</p>
<p>Wellbeing Wednesday- THERE WILL BE NO LIVE SESSION TODAY.</p> <p>Skills we are teaching today: visualisation. Adult read the caption aloud with no pictures. Children you are going to have a go at drawing what you hear.</p> <p>'They are black and white and cute all over. With an orange pointy beak, two webbed feet, two black wings and carrying an egg between their feet.'</p> <p>Draw what you hear. Show us your drawings on evidence me.</p>	<p>Wellbeing Wednesday- THERE WILL BE NO LIVE SESSION TODAY. Today we are consolidating /qu/ /ch/ /sh/ /th/ and /ng/.</p> <ul style="list-style-type: none"> • Sing the alphabet song. • Recap all the sounds learnt so far. • Practise reading some words that contain the sounds, for example, quiz, chip, shed, thin, that, long. <p>Follow on activity – Play the qu, ch, sh, th and ng Read and Race Game. Sound out and read the words in each pentagon. Can you put any of the words you have read, into a sentence?</p>
<p>Thursday- Join the live learning session with a class teacher.</p> <p>Skills we are teaching today: To understand feelings of penguin small.</p> <p>Today we are going to watch penguin small. https://www.youtube.com/watch?v=LsvtJcQ_CH0</p> <p>You are to have a feeling chart with you. This can either be printed and used or drawn a happy face, a sad face or a straight face. Your child is to watch the film and show the correct face to show how penguin small is feeling at different times of the story. For example when the other penguins jump in and penguin small is too scared we would use a sad face. The teacher will explain in the live lesson further.</p> <p>Follow on activity – Watch the following story In my heart a book of feelings. https://www.youtube.com/watch?v=xlfLgHBwYx4</p> <p>Which feelings can you remember? Can you write a list of feelings or maybe draw the different faces of the feelings. Upload your work onto evidence me.</p>	<p>Thursday- Join the live learning session with a class teacher. Today we are learning the sound /ure/.</p> <p>Your child will need to have some paper and a pencil ready to use during the session.</p> <p>Recap all the sounds learnt so far.</p> <p>Geraldine teaches /ure/ - https://www.youtube.com/watch?v=YwCzf71flBA&t=90s</p> <p>Follow on activity – Play Picnic on Pluto - https://www.phonicsplay.co.uk/resources/phase/2/picnic-on-pluto Select Phase 3 and then select 'ure'. Read the words and decide if it is a fake word (Obb) or a real word (Bob).</p>
<p>Friday- THERE WILL BE NO LIVE SESSION TODAY.</p> <p>Skills we are teaching today: To recognise a range of CVC words .</p>	<p>Friday- Join the live learning session with a class teacher. Today we are learning the sound /tch/.</p>

Cut out the activity feed the penguin. Children are to read the CVC word and feed the penguin if they get it right. Alternatively you could write the words onto different pieces of paper screw them up into snowballs throw them so your child collect them and then reads them out. This is bringing a bit of fun into a reading activity.



Follow on activity –

Practice reading your key words. Remember to encourage your child to 'look and say'. Where these words are stored in the memory your child will have greater speed and flow in their reading.

If you need a new set/ another set of key words get in touch with us and we will send them to you via eschool.

Your child will need to have some paper and a pencil ready to use during the session.

Recap all the sounds learnt so far.

Mr Thorne teaches /tch/ - <https://www.youtube.com/watch?v=kibwDQpqtA4>

Follow on activity – This activity asks your child to spot the 'tch' trigraphs (three letters that make one sound) within the words. Circle all the 'tch's that you can see. You can follow this up by trying to blend those words. Can you put any of the words into a sentence?

Weekly Writing Tasks

Please take a photo of all of the activities your child does from this section of learning. Please post your photos on to Evidence Me.

Weekly Maths Tasks

Please take a photo of all of the activities your child does from this section of learning. Please post your photos on to Evidence Me.

Monday – Something a bit different today. How about you enter this competition?



Cobweb Capers

5 d • 🌐

Cobweb Capers Comic Strip competition.

Cobweb Capers Comic strip competition rules

Draw a spider-themed comic strip to present spiders as superheroes.

For inspiration visit @Cobweb Capers for a printable comic strip template and a completed comic strip.

To Enter

Please draw your comic strip and post on Facebook @ Cobweb Capers. Your comic strip can be drawn in colour or black and white.

Free to enter

Monday-

Watch the video **session 1**

<https://whiterosemaths.com/homelearning/early-years/growing-6-7-8-week-2/>

Follow on activity

Press the pink button on the webpage – Have a go at playing the memory game with a friend. See if your child can see how many dots are on the ladybird without counting them. This is called subitising.

Extension activity – Have a go at the roll a dice penguin game. This is a great way to get children to read how many dots there are on a dice without counting them and draw. Each dice side is a body part of the penguin. The first one to draw their entire penguin wins.

Have a go on the mathletics app.

The winning comic strip will receive a copy of the Cobweb Capers book signed by the author and illustrator, a £20.00 voucher and poster of the new Cobweb Capers front cover or a Cobweb Capers Hoodie see

<https://www.redbubble.com/i/kids-hoodie/COBWEB-CAPERS-Cover-Design-by-marisalewis/68758328.7ZOT9> you choose! Also, your spider comic strip will be brought to life and posted on YouTube by animator Isuru Chamika see his work at <https://www.youtube.com/watch?v=TfmnauHUfV4>.

How exciting is that?

The Rules!

We must receive entries for the competition by Sunday 7th March 2021

We aim to inform all winners within 21 days of the closing date.

All entrants must be between 3-8 years of age and should ask permission from a parent or guardian before entering.

There are two separate age categories age 3-5 and age 6-8

Only one entry per child.

Tuesday- Complete the writing sheet 'igh/ writing' (attached)
This sheet uses the /igh/ trigraph. A trigraph is three letters that make one sound.

Your child should :

- Show the number of sounds on your fingers
- Say the word that matches the picture.
- Say the word slowly to hear the separate sounds.
- Touch each finger in turn as they say the sounds.
- Write down the sounds in the correct order.

Tuesday- Making pairs
Watch the video **session 2**

<https://whiterosemaths.com/homelearning/early-years/growing-6-7-8-week-2/>

Follow on activity

Press the pink button on the web page– Go on a walk outside or in your house and finding matching pairs. It might be pairs of socks, shoes, leaves stones. How many pairs have you found? Record your findings and show us on evidence me.

When you write the sentences at the bottom, count each word and place the number of words on your fingers. Start with the first word, either sound it out and write the sounds you hear in order or if it is a tricky word that can't be sounded out, use your sheet from your yellow diary to find the spellings. Continue with each word until you have finished. Read your sentence back, pointing at each word as you read.

Extension activity – Pairs is groups of two. You have a pair of socks. How many pairs of socks can you find in your house? Can you practise counting in twos? One pair 2 and another pair 2 is 4 so we would say 2, 4 add another pair is 6. Line up your pairs and jump and count how many socks do you have? Show us your findings on evidence me.

Have a go on the mathletics app.

Wellbeing Wednesday

Spend some time drawing pictures, colouring, painting, mark making. This could be inside or outside.

Colouring pages <https://www.bestcoloringpagesforkids.com/mindfulness-coloring-pages.html>



Wellbeing Wednesday -

Maths is used in all different activities, but a lot in baking.

Have a go at making the playdough. The recipe is attached.

Measure and count how many cups or spoonful's of each ingredient you need.





Then have a go at making numbers out of playdough. You could use the

playdough mats attached. Make the picture

and then make the number.



Thursday- Practise writing the 'zig-zag' family (v and w) and the 'smile' family (u and y). The pictures below shows how the letters should sit on the lines. If you don't have lined paper, then feel free to draw your own lines.



Thursday-Combining two groups

Watch the video **session 3**

<https://whiterosemaths.com/homelearning/early-years/growing-6-7-8-week-2/>

Follow on activity –

Press the pink button on the webpage- Looking at the picture can you find a group of flowers, 4 and another group of flowers 4 how many is there altogether? $4 + 4 =$

Show us your findings on evidence me.

Extension activity – Have a go at the addition sheets attached. It is winter themed. There is one group of objects on one side and another group on the other. We have to add them together to see how many there is. One sheet is addition up to 10, if you think your child might like to have a go at the addition up to 20 it is attached.

Have a go on your mathletics app.

Friday- Today you are going to write 2 lists. Your first list will be of all the animals that you can think of that live in a hot climate. Your second list will be all the

Friday – session 4

<https://whiterosemaths.com/homelearning/early-years/growing-6-7-8-week-2/>

animals that you can think of that live in a cold climate. A list typical of a child this age may look something like this.....

cold	hot
poal ber	jraf
pengwin	tighgr
fox	lighn
seel	cheeta
see lyn	munkee

Follow on activity

Press the pink button on the webpage– How many spots does one side of the domino have? How many spots does the other side of the domino have? How many is there altogether?

Show your working out on evidence me.

Extension activity – Have a go at the addition game.

<https://www.topmarks.co.uk/addition/addition-to-10>

Have a go on the mathletics app.

Learning Projects

The project this week aims to provide opportunities for your child to learn more about feelings; their own and others.


We are using the continued theme of animals to help us do this.

- Have fun get active and do the penguin dance <https://www.youtube.com/watch?v=uf0uKmkwnKs>
- Practise your alphabet by doing the abc dot to dot, colour it in and upload it to evidence me.
- Could you make a banana look like a penguin? Do penguins eat bananas? What do penguins eat? How does the chocolate melt? Why does ice melt?
Melt some chocolate and dip the top and bottom of the banana in the chocolate. Add orange smarties for a beak and feet. You could add two blue smarties for the eyes.
- Have a go at making a junk model penguin. This could be out of a tube or an egg carton. Show us what you have made on evidence me.
- Have a go at listening to this clip do not watch and guess the animals you can hear. They are all artic animals. Then watch the clip and see if you got them right.
https://www.youtube.com/watch?v=Pna_vAv3HHk



Science Technology Engineering Maths (STEM) Learning Opportunities

- Icebergs float on water. They are huge blocks of ice. Animals use icebergs to sit on or go under. Can you find something in your house that floats?
- Look at the picture what do you see?
<https://www.bing.com/images/search?view=detailV2&ccid=ULtLzTFz&id=D1BBA798B3ED49A691E11E685F8D1CE9A22063F6&thid=OIP.ULtLzTFzMsG8t7pEG65S6wHaFi&mediaurl=http%3a%2f%2fdiptikumar.files.wordpress.com%2f2012%2f12%2fpolar-bear-on-ice.jpg&exph=350&expw=468&q=EYFS+looking+at+melting+polar+&simid=608043591857932708&selectedIndex=152> – or photo in worksheets
 Show children the first photo of the polar bear ask them where do polar bears live?
 Show them the second photo is this where the polar bear lives?
<https://www.bing.com/images/search?view=detailV2&ccid=YLRTEtik&id=6E3FAF3CA8503E0ACDF75E7386B1A2E2C5F94ABF&thid=OIP.YLRTEtikmnTSpZj3iSdRBgHaE8&mediaurl=https%3a%2f%2ffabiusmaximus.com%2fwp-content%2fuploads%2f2017%2f12%2fStarving-Polar-Bear-1.jpg&exph=667&expw=1000&q=EYFS+looking+at+melting+polar+&simid=608010284369970539&selectedIndex=155> – or photo in worksheets.
 We have learnt that polar bears live in the snow in their cold habitat, but their snow and ice is melting! What will happen if all the snow and ice disappeared? Collect thoughts through a conversation with your child. Record what they say and how they feel and upload to evidence me.
- How do polar bears and penguins keep warm? Can we dive in the cold sea? Put your hand into cold ice water? What can you feel?
 Now have a go at the blubber glove experiment. The glove is covered in blubber and it is how the animals keep warm in the cold. The layer of blubber keeps them warm so they can dive into the sea or live in snowy conditions. Blubber glove experiment attached. Show us some photos of you doing the blubber glove experiment. Upload them onto evidence me.
- Watch the following link that has facts all about penguins. <https://www.youtube.com/watch?v=O8qilxaBR20>
 What did you learn? Could you write a word or say a word to your grown up about something you have learnt from this clip.



Additional learning resources parents may wish to engage with

- Remember you can access more maths on www.mathletics.com using your school log in
 Your child also has a log in to www.teachyourmonstertoread.co.uk **The app is currently free to download**
- Other fantastic websites include:
www.topmarks.co.uk
www.phonicsplay.co.uk
 - Practise dressing and undressing independently. Can you do your own buttons and zips? Can you turn your clothes the right side out?
 - Join Joe Wickes for a morning wake up work out by clicking here [P.E with Joe live](#)
 - You may wish to join in with singing. Click this link [Link for KS1](#) (whatever your age!).

Or might want to listen to music and have ago yourself. 10 pieces of music will enable to to do this. Click here https://www.bbc.co.uk/teach/ten-pieces/ten-pieces-musical-menu/zmypxbk?dm_t=0,0,0,0,0

** Please note that this site is ongoing and the music changes each week. If you like it, save into your favourites bar.

Parents, please post learning from children on to Evidence Me.

Wellbeing Wednesday

On Wednesday, there will be no live sessions.

There is no work that needs a screen, I pad or a computer.

All the 1:1 readers have been moved so they are not on a Wednesday (these parents have been contacted)

Each session has an activity which we would love you to have a go at.

If you would like to try other wellbeing activities you could have a go at some of the activities below:

- Go for a local walk. Use your five senses and look, what can you see? Smell what can you smell? Touch the trees, ground, how does it feel? Taste the air and listen, what can you hear. Write about it record it in some way or take a crayon and a piece of paper and do some rubbings of different textures.
- This weekend was the big garden birdwatch. Why don't you scatter some breadcrumbs and sit back inside and watch which birds visit you. You could complete the bar graph attached.
- Take some time and cosy up with a book. It might be somewhere you have never read before. Or why don't you make a den and find a torch and read in your den.
- You may wish to complete one of the mindfulness worksheets. These are attached.
- Take a 2 minute pause with this mindfulness activity <https://www.youtube.com/watch?v=de42R7LI-x0&feature=youtu.be>
- Have a go at this week's relaxation video <https://www.youtube.com/channel/UCUEU1pwAY7UFCPPZMEKTR0w>
- Talk about your favourite things, this could be your favourite toy, favourite food, sweets, chocolate, part of the house. Have the time to talk with your grown-ups and share feelings and emotions.
- Take some time to do some colouring some sheets are attached. Colouring is a great relaxation tool as well as supporting fine motor skills.
- Why not do some yoga. We have attached some yoga sheets for you to try the different moves. An activity for all ages.

Reading zooms

Last week saw the start of our individual 1:1 reading zooms, for those children learning at home through the week. Children learning in school will read with their teacher as normal.

The zoom invitation details sent to you last week via eschools, will remain the same for this week and next except some children in class 7.

As staff are working in school at different times, you may see a range of faces leading your child's sessions. But, don't worry your child's reading targets are shared between staff so we can offer continuity.

If you have any questions or queries or requests about reading please contact us. We are always happy to help.

Speech and language development

Developing sentence structure, vocabulary and understanding of spoken words.

This activity is for all children to enjoy.

NB; If your child is working with the speech and language therapy team, or indeed they are waiting for an appointment, we advise that you look at the following clip.
https://www.youtube.com/watch?v=dJz_noKP-Bw

Ask:

Who is running? What is the cartoon blob man doing? What can you see the sheep doing? Who is sad?

Support your child to say the sentence, “ Men are running” and “ Man is sleeping”, “ Sheep are jumping over the fence”, “Blue man is sad”,

Prompt with:

The water is.....

The night time man is.....

The man is brown is....

Support your child to say the sentence “The water is falling”, “The night man is laughing/ stomping”, “The man in brown is chopping the tree”