

W/C 8/2/21

Class 2 & 4

Shared reading will be taught Monday - Thursday at 1.30-1.50pm on Zoom.
Please use the following link to join in!

Weekly Reading Tasks
Winnie in Space by Valerie Thomas and Korky Paul
https://www.youtube.com/watch?v=bn8_TNYu4yQ

Phonics will be taught Monday-Thursday at 9.30am-10am on Zoom.
Afterward children will then be asked to complete some of the other tasks below
and record them on to Seesaw.

Children should join in by using the Zoom details below:

Weekly Phonics Task

Monday-

Activate the children's background knowledge:

Before reading....

Slide 1 : What is this? The Moon and the first man on the moon...Neill Armstrong. Can you describe the moon to your grown up?

Slide 2 : What are these? Space rockets...ON the right the Space Challenger that takes people up into space and then returns to earth. They dock with the International space station.

Slide 3: The International space station and astronauts repairing the station. What can you see below the astronauts? The Earth ..Looks like Australia?

Slide 4 :Look at the book cover. What do you think this book will be about? What is the title of this book?

Who is the author/illustrator Valerie Thomas & Korky Paul

Where is this story set do you think? Can you think of another story set in Space? BeeguCan you remember Man on the Moon? Have we met this character before? What do you know about her? She's a friendly witch who gets her spells wrong. She has a cat ...can you remember the cats name? Wilbur. What is her special magic word when she uses her wand? Abracadabra!

What are Winnie and Wilbur doing on the front cover? Floating in space with a space suit on...Why do you need a space suit in space? Winnie still has her witch's hat on her space suit! What would you wear over your space suit or take with you into space?

Monday- phoneme 'tch' as in catch

catch fetch kitchen notch hutch

- Start with ABC song - <https://www.youtube.com/watch?v=l4MYESLWPV4&safe=active>
- Dough disco (need a small lump of dough/playdough) <https://www.youtube.com/watch?v=i-lfzeG1aC4>
- Phase 3 & 5 on Phonicsplay website - <https://www.phonicsplay.co.uk/resources/phase/3> - if not got free access then just google Phase 3 phonemes.
- Geraldine the giraffe says 'tch' - <https://www.youtube.com/watch?v=kibwDQpqtA4>
- Wipeboards/pens writing a few of the above words + create 2 or 3 alien words with 'ar' e.g. citch, gatch

Show 10 High Frequency Words on spelling sheet - say each word then choose one for playing hangman

Slide 5: this is called the book end..there is one at the end of the book too which we will look at later. The illustrator draws these ends in all of the Winnie books ...here are some..do you recognise any?

Slide 6: I wonder if you can spot the story called “Winnie at the Seaside” OR “Winnie’s Dinosaur Day” OR “Winnie’s Magic Wand”???

Slide 8: What is Winnie looking through? Huge telescope. Have you looked through a telescope? It makes everything look closer. What is Wilbur doing in the corner? Is he interested in the telescope? Read together.

Tuesday-

Vocabulary:

Read from **slide 7**

Mysterious : difficult or impossible to understand, explain, or identify

Big adventure : an unusual and exciting or daring experience

What did Winnie want to do?

Enough adventure: What was enough for Wilbur? Chasing moths and baths and shadows.

Slide 9 How was Winnie going to get into space? What did she say to her magic wand? How did she say it? She shouted...Abracadabra! Can you join in when Winnie says “Let’s go into space right now, Wilbur”

Slide 10 Read together and then can you pretend to be a rocket whooshing into space ...lets count backwards..10,9,8.....

Can you tell your grown up what Winnie took to her rocket? Picnic, Big Book of Spells. Why does it say “her Big Book of Spells, just in case”? Why might she need those..any ideas?

What number is her Rocket? 13 M what do you think the M is for ? Moon? Underneath are the letters XIII These are called Roman Numerals and were used a very long time ago for counting...X = 10 I = 1 so 10 + 1+1+1 =13. Maybe you could find what the other numbers are as Roman Digits. What flavour sandwiches would you take to space? What do you think she has taken for Wilbur to eat?

Slide 11 This is on the side why? The illustrator thought it would look better if the rocket took 2 pages...if it was a book we could turn it ...but we can’t do that today.

Slide 12 Just read the enlarged text ..satellite – a machine placed in orbit round the earth or moon or another planet in order to collect information or for communication

Tuesday- phoneme ‘ou’ as in about

out about cloud scout found proud sprout sound loudest mountain

- Start with ABC song - <https://www.youtube.com/watch?v=l4MYESLWPV4&safe=active>
 - Dough disco (need a small lump of dough/playdough) <https://www.youtube.com/watch?v=i-lfzeG1aC4>
 - Phase 3 & 5 on Phonicsplay website - <https://www.phonicsplay.co.uk/resources/phase/3> - if not got free access then just google Phase 3 & 5 phonemes.
 - Geraldine the giraffe says ‘ou’ - <https://www.youtube.com/watch?v=-qtCB7CYH3I>
 - Wipeboards/pens writing a few of the above words + create 2 or 3 alien words with ‘ow’ e.g. moup, choug
 - Show 10 HFW on spelling sheet –
- Play Quick Write – children look at the list and then write as many as they can on whiteboards.

Slide 13 Just read the enlarged text..flying saucer..we did those last week.....Beegu arrived in one. Falling star..A shooting star...a star flying across the sky.

Wednesday-

Well Being Wednesday

You may wish to look at the story.

Modelling: Read aloud/think aloud.

Read Book: from slide 7 to 14.

Slide 14 How do you think Wilbur is feeling about his space adventure? Why do you think that? “He put his paw over his eyes” & “Wilbur peeped out from behind his paws” this shows he is scared. Have you been scared like that? Have you seen pretty planets like that? The illustrator has drawn a washing line..what’s on the line? I wonder which colour planet they will land on.

Slide 15 Where is the washing line now? I wonder if Wilbur will fall down one of those holes?

I wonder what will happen?

Slide 16 ,17,18 & 19 have had the text enlarged to read easily.

Slide 17 Where did the space rabbits come from?

Slide 18 Did they like the food? How can you tell? They said YUCK, DISCUSTING and HORRIBLE. Would you like Winnie’s picnic?

Slide 19 What do you think the rabbits are sniffing?

Slide 20 What did the space rabbits eat? But what did Winnie do? Did the Rabbit’s eat the carrots and lettuces?

Slide 21 I wonder what spell she will cast? Can you guess?

Slide 22 The picture is on it’s side again to shout how long and big the rocket is.

Slide 23 Winnie made another rocket to VROOM home. Is the rocket different?

Slide 24 How do we know Wilbur was glad to be home? What is Wilbur pointing at? A space rabbit has come home with them!

Wednesday – well-being Wednesday

Thursday- Visualise – think in pictures:

Slide 25 Compare the 2 rockets. The first is the rocket Winnie and Wilbur went into space with and the second rocket is the one they came home in. Can you tell your grown up some differences?

It went into space with a Whoosh and it returned to Earth with a VROOM. Visualise – draw a picture of the space rocket that Winnie magics for the Space Rabbit to go back home. While I read the whole story again....Can you join in with the words in bold?

Notice the ! after some of the words in bold...purr! Yum! Yuck!

Thursday- phoneme ‘ie’ as in cried

pie lie tie die cried tried spied fried replied denied

- Start with ABC song - <https://www.youtube.com/watch?v=l4MYESLWPV4&safe=active>
- Dough disco (need a small lump of dough/playdough) <https://www.youtube.com/watch?v=i-lfzeG1aC4>

<p>Slide 26 & 27 These are the end pages from the beginning of the story and the end...what are the differences</p>	<ul style="list-style-type: none"> Phase 3 & 5 on Phonicsplay website - https://www.phonicsplay.co.uk/resources/phase/3 - if not got free access then just google Phase 3 & 5 phonemes. Geraldine the giraffe says 'ie' https://www.youtube.com/watch?v=DoPUHeA0CHA Wipeboards/pens writing a few of the above words + create 2 or 3 alien words with 'ie' as in was e.g. chie, thrie Show 10 HFW on spelling sheet Write the words on the board and leave out letters. Children write the whole word on their whiteboards
<p>Friday- Slide 28 & 29 Fun Activities to complete about Winnie the Witch.</p>	<p>Friday- phoneme 'ea' as in read sea seat bead read meat treat heap least steamy repeat</p> <ul style="list-style-type: none"> Start with ABC song - https://www.youtube.com/watch?v=l4MYESLWPV4&safe=active Dough disco (need a small lump of dough/playdough) https://www.youtube.com/watch?v=i-lfzeG1aC4 Phase 3 & 5 on Phonicsplay website - https://www.phonicsplay.co.uk/resources/phase/3 - if not got free access then just google Phase 3 & 5 phonemes. Geraldine the giraffe says 'ea' https://www.youtube.com/watch?v=L6F4KRdhqak <p>Re-cap the four phonemes from the week using any of the above activities. Try writing a dictation sentence using a few of the high frequency words e.g. Can we come to your house? Are they spelling the HFW correctly?</p>
<p>Weekly Writing Tasks Lila and the secret of the rain.</p>	<p>Weekly Maths Tasks https://whiterosemaths.com/homelearning/year-1/</p>
<p>Monday- Look at the photographs from Africa and explain that all the images are connected by something extremely precious. Can they guess? WATER</p> <p>Remember that we have been learning about Lila and the secret of rain – a story set in Kenya, in Africa. Today we are going to write sentences about how water is used in</p>	<p>Monday- https://vimeo.com/503093819 Order Number within 50</p> <p>Use 'Order numbers within 50' activity sheet</p>

Africa.

Look at the picture of the girl getting water from a tap.

What can you tell me?

Say:

The girl is putting water in the bucket.

Is that a good sentence?

Does it make sense?

How can we make the sentence better?

- Add more information
- Use adjectives (wow words)

Try to improve your sentence.

Ask questions to prompt – where is the tap? What is the bucket like?

What do you think she might be going to use the water for?

Here is an example of an improved sentence:

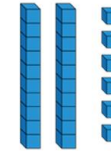
'The girl is using the outside tap to put water in the white plastic bucket because she wants to make tea.'

Have a go at writing some wow sentences for a few of the pictures.

Worksheet: Write wow sentences

Challenge 1.

Amy makes a number.




What number has Amy made?

Amy has made the number ____

Challenge 2.

Sam makes a number.



What number has Sam made?

Sam has made the number ____

Tuesday- Today we are going to be thinking about all the ways we use water.

Can you quickly think of as many ways of using water as you can?

E.g. Drink, swimming, washing...

Have a go at making a poster to show all the ways we use water.

Try to put as much detail as you can into your pictures.

You could label your pictures.

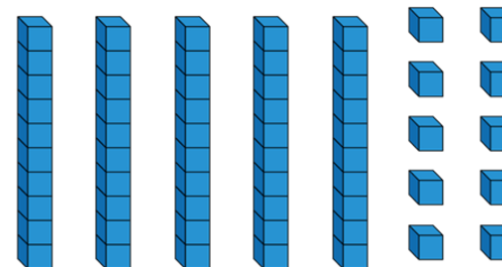
Give your poster a title – E.g. How we use water.

Tuesday- <https://vimeo.com/505658511>

Use 'Count in 2's' activity sheet

Challenge

Circle 35



Wednesday – Wellbeing Wednesday

Look below for some ideas or think of your own mindful activities.

Remember to limit screen time and try to do something active.

Wednesday – Well-being Wednesday

Play a range of board games/make your own board game

Thursday-

I have a suitcase of objects from Africa but I'm not sure what they all are. Could you help me?

See [Pictures of African objects](#)

Look at a picture of one of the objects.

What do you think the object might be and what it could be used for?

Encourage your child to say "I think this is a _____ because _____"

(They may say "I don't think it is a...because...")

E.g., "I don't think it is a kettle because it is made of plastic and would melt."

See if you can write labels for some of the objects to help me.

Start with "I think it is a..." and try to use the word **because** in your sentence.

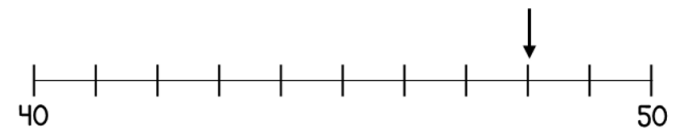
[Worksheet – labels for African objects.](#)

Thursday- <https://vimeo.com/507075995>

Use 'Count in 5's' activity sheet

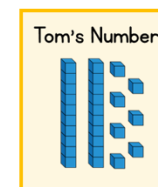
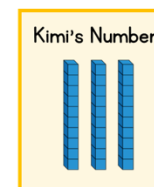
Challenge 1.

Here is a number line.



What number is the arrow pointing to?

Kimi and Tom have each made a number.



Who has made the smallest number?

Circle your answer.

Challenge 2.

Friday- Fruit bats live in Africa.

We are going to learn about fruit bats today.

Watch this clip:

<https://www.youtube.com/watch?v=5FCIttk5ke0>

We are going to have a go at writing facts about fruit bats using bullet points to organise them.

E.g., Fruit Bats

- Hang upside down in trees
- Are mammals because they have fur and they feed milk to their babies.
- Etc.

Try and write 2-6 facts using bullet points.

Worksheet: Fruit Bat facts

Friday – NRICH investigation <https://nrich.maths.org/7043>

Cube Bricks and Daisy Chains

NRICH investigation <https://nrich.maths.org/184>

Constant Counting

Other Learning Activities

These activities may be completed as and when you have time or if you have time. Please feel no pressure to complete everything.

- **What am I?** Make up some animal riddles for your adult to guess. Eg. I' have 4 legs. I live in Africa. I eat leaves. I have a long neck. What am I?'
- **Design and Technology:** Have a go at designing and making an African shield.



- Safer Internet Day 2021 – Tuesday 9th February – have a look at either of these to play some fun activities and remind ourselves how to use the internet safely <https://www.saferinternet.org.uk/safer-internet-day/safer-internet-day-2021/i-am-educator/work-3-7s>

and <https://www.thinkuknow.co.uk/>

- BBC are doing a live lesson on CBBC at 11am around internet safety.

<https://www.bbc.co.uk/teach/live-lessons/safer-internet-day-live-lesson/zdh2wnb>

- **PE:** practise passing a small ball or beanbag around your body. Can you balance a small beanbag or soft toy on different parts of your body and walk around? Have ago at bouncing a ball and catching it – try walking while you do this. How many times can you do it in a row?
- **Wellbeing Wednesday** is a day to recharge batteries and take some time out- click on the link to choose an activity to support mental well-being & relaxation: <https://www.youtube.com/channel/UCUEU1pwAY7UFCPPzMEKTROw> . **Try Nicola's children's workout video!** Please let us know how the children get on!
- Go on a scavenger hunt: make a list of things you want to find (worm, shell, pinecone, squirrel, flower, water, spider etc.) and tick them off if you find them.
- Play a board game.
- Read or listen to someone read your favourite book.
- **Music** – https://www.youtube.com/watch?v=037A9U3IJ_0&feature=youtu.be – see 'Musical Home Learning' sheet

Additional learning resources parents may wish to engage with

- <https://home.oxfordowl.co.uk> Read e-books
- <https://www.bbc.co.uk/bitesize/levels/z3g4d2> - try some of the bbc bitesize home learning activities and on here! <https://www.bbc.co.uk/bitesize/this-terms-topics>
- <https://www.talk4writing.com/home-school-units/> To support your child's speaking and listening, reading and writing.
- <https://uk.ixl.com/math/year-1> Interactive games to play and guides for parents.
- <https://www.mathematicsmastery.org/free-resources> Learning packs with different activities and lessons with notes on how to do these activities with your child.
- <https://monsterphonics.com/home-learning-in-the-covid-19-lockdown/year-1-home-learning/>
- PE – Cosmic Kids Yoga - <https://www.youtube.com/user/CosmicKidsYoga>